

Mud Sucker®
Diaphragm Pumps
2B-DD™ Series

Solids Handling
Diaphragm Pumps

- Electric
- Engine
- Hydraulic
- Air

FEATURES

Available with a 1½" or 2" connection

Solids handling up to 1½"

Exclusive Wastecorp design


Few moving parts for low cost of ownership

Specialty drive systems available (air driven, hydraulic)



WASTECORP
Pumps®

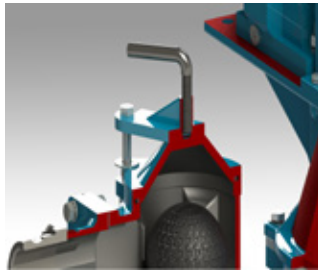
PROFESSIONAL



PROFESSIONAL PUMPING PERFORMANCE FROM START TO FINISH.


The Mud Sucker® 2B-DD™ Professional Double Diaphragm Pump Series is an ideal fit for over 500 solids handling applications from food processing, general wastewater and waste oils. Plus, with our available Fluoropolymer and Xylan coatings you can get a food safe transfer pump or corrosion resistant internals for hassle-free pumping. You also have custom choices for piping configurations and drive options.

Professional Diaphragm Pumps for Solids Handling Applications.




PROFESSIONAL PUMP DESIGN & ENGINEERING

Solids and slurry get crushed and transferred through the innovative dual valve chamber system.



PREMIUM COMPONENTS

Heavy duty shaft and crank are designed for heavy use applications and long life cycles.



LIGHT WEIGHT PUMP BODY

The Patented Mud-sucker design includes a marine grade aluminum pump body and velocity channel to enhance fluid transfer.

WHAT THIS MEANS TO YOU.

Solids move through the pump more easily making your pump efficient and productive.


You get what you pay for with the 2B-DD Series, unlike throw away makes that cost good money but simply don't last.

Maneuver your 2B Series around your job site easily with lighter weight components

PROFESSIONAL

MUD SUCKER® DIAPHRAGM PUMPS THE PUMP WITH ATTITUDE.

wastecorp.com



Manufactured in North America.
Application/region specific models are available worldwide.

- 1** 1.5" or 2" inlet sucks in maximum spherical solids of 1.5".
- 2** Suction valve chamber with check ball makes slurry pumping more manageable.
- 3** Pump rod and crank arm ensures consistent flow and performance.
- 4** High performance diaphragms handle all sorts of fluids including waste oil, mining waste, coal slurry, raw sewage, food processing waste and more.
- 5** The discharge valve chamber sends slurry and solids on their way with added solids crushing performance.

Performance Range

Max. capacity	40 GPM
Max. suction lift	20' vertical or 75" horizontal
Max. discharge head	50' vertical or 300' horizontal
Solids handling	1½" dia or 50% by volume

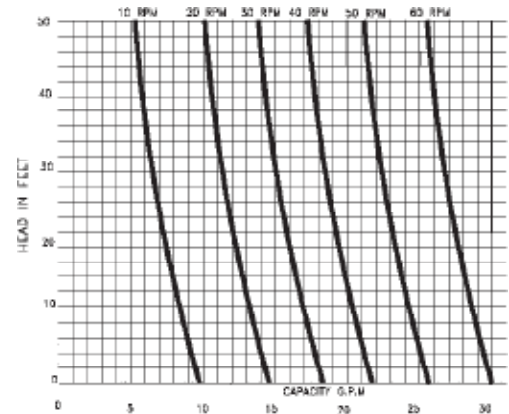
Pump Specifications

Suction inlet/outlet size	1.5" or 2"
Max. liquid temperature	140°F (60°C) continuous
Pump body casing	Aluminum (ASTM A356, Class 30)
RPM speed of diaphragm	61
Diaphragm (x2)	7" dia. fabric reinforced Buna-N
Ball valves	2"
Gearbox	SEW Eurodrive or Siemens - cast iron housing with heat treated gears
Hardware	Stainless steel 316
Rod end bearing body	Carbon steel, protective coated for corrosion resistance
Ball bearing	Sintered steel, heat treated, oil impregnated
Ultimate radial static load capacity	9,000 Lbs

Motor Options

Description	Part No.	Motor Option
Standard motor (TEFC)	63364-00	2 hp, 1800RPM; 3/60/230
Single phase (TEFC)	63364-10	2 hp, 1800RPM; 1/60/110
Explosion proof (three phase, TEXP)	63364-20	2 hp, 1800RPM; 3/60/230
Explosion proof (single phase), TEXP	63364-30	3 hp, 1800RPM; 1/60/110
Gas engine	63365-00	5 hp, Honda GX160
Diesel engine	63365-10	4.6 hp, HATZ 1B20
Hydraulic motor	61767-00	2 hp@1800RPM (500PSI)
Gear reducer only	61767-10	N/A
Hydraulic motor block w/integrated valve manifold, solenoid	63414-00	N/A
Air motor	61766-00	2.4 hp; 75CFM, 1800RPM

Performance Curve






















WASTECORP
Pumps®
OEM Manufacturer

E-mail info@wastecorp.com Phone 1.888.829.2783





ACCESSORIES

Part no.	Description	Part no.	Description
 19022-00	Recommended! Pressure relief valve, bronze set at 40 psi	 61315-00	Wheel mount kit with handles
 63166-00	Basic spare parts kit (diaphragm and flappers)	 63165-00	Comprehensive spare parts kit (diaphragm, flappers gaskets, weights and hardware)
 60718-00	Non-collapsible EPDM hose 2"x20'. Camlocks included	 Various	Wet section coatings for specific applications
 51333-10	Discharge hose, lay flat (brown) 2"x50'. Camlocks included	 62302-00	SEW Movimot 24V key pad speed control
 34383-00	Stainer, sq. hole (solids) 2" FNPT	 61492-00	Starter Control Panel w/ NEMA 12 protection
 61387-00	Universal sewer adapter assembly	 61491-00	Transformer start/estop, w/ Nema 12 overload protection
 60536-00	Clear swing check valve 2" FPTxFPT	 62974-00	3-way brass valve w/ aluminum camlocks
 60462-00	Camlock fitting 2" alum. male adapter MNPT	 60506-00	The Gulper™ Suction tool No more bending
 61813-00	Gauge, 0-160 PSI (air models only)	 61755-00	3-pc combo/regulator/lubricator/filter/ mounting bracket (air models only)
No image available	62534-00		Ball valve 1/4" FNPT (air models only)