



SUPER DUTY® VACUUM PUMPS
CHASSIS MOUNT VACUUM SYSTEMS



®

THE ULTIMATE VACUUM TRUCK.

Wastecorp Super Duty Vacuum Trucks are the ultimate high suction vacuum pump solution for both government and industry. Our vacuum trucks feature the truck of your choice to correspond to your tank size needs. Select from 300 US gallons to over 3000 gallon sizes with optional hydraulic and automated functions to keep your operators and employees productive through the workday. Pump out sewers, septic waste, grease trap waste, catch basins, remediation work and select spills. Our team of vacuum truck designers and pump experts will get you the high quality vehicle you require to last the long haul. We design and manufacture locally.

FEATURES:

- Heavy duty steel tank with sight eyes and manway options
- Single compartment waste or optional dual compartment waste/water available
- Vacuum pumps, blowers and vacuum excavator models available
- Dodge, Ford GMC, International, Isuzu, Volvo trucks available
- 230CFM - 1000 CFM vacuum power available
- Custom hose lengths, storage compartments and more

THE SUPER DUTY IS MADE FOR:

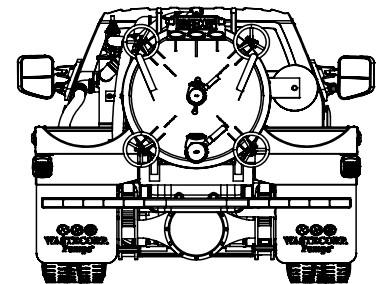
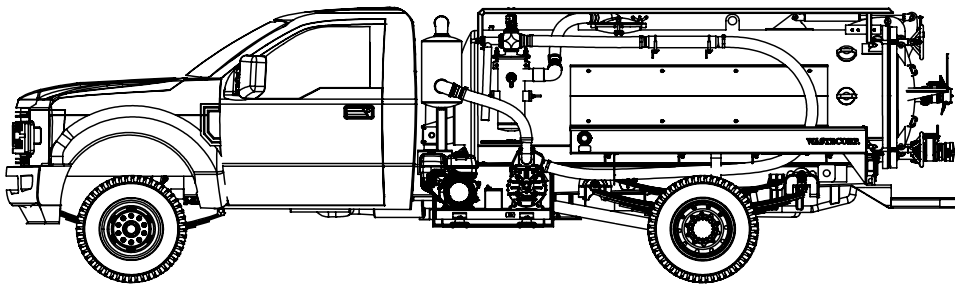
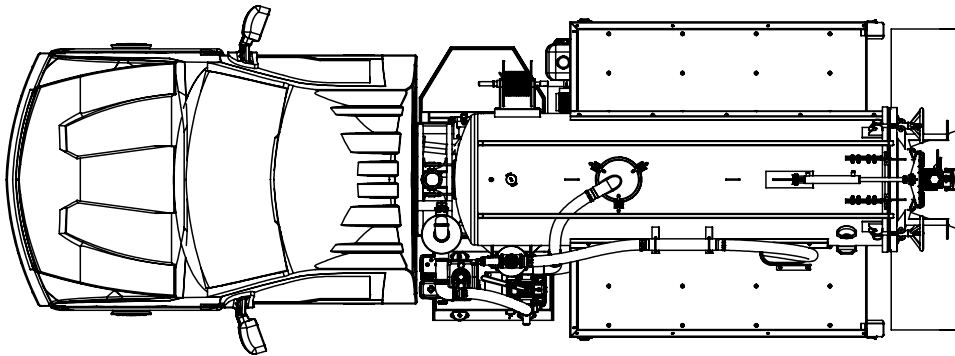
- Septic waste pumping
- Hydro Excavating*
- Jetting Applications**
- Portable toilet servicing
- General wastewater cleanup
- Clean out car wash sediment pits
- Storm drain, catch basin pumping and cleaning

GENERAL SPECIFICATIONS

Model	TVP-1200-DT(127)	TVP-1200-DT(230)	TVP-1200-DT(363)	
Vacuum/Pressure	127CFM	230 CFM	363 CFM	
Typical applications	Grease Trap & Portable Toilets	Septic Tank / Sump Pits /	Heavy Drilling fluids	
Tank				
Capacity	300-3000 US Gallons			
Base Frame	Heavy Duty Fabricated Steel			
Tank Material	A36 Carbon Steel			
Sight Eyes	(2) 5" Glass			
Manway	25" Rear Mount Swing Door/Optional hydraulic door			
Hose Rack	(2) Hooks on rear of tank/Side mount available			
Engine				
Gas Engine	9 hp Honda/Kohler Gas E-Start	14 hp Honda/Kohler Gas E-Start	24 hp Honda/Kohler Gas E-Start	
Optional Engine	10 hp Kohler Diesel E-Start	17 hp Kohler Diesel E-Start	24 hp Kohler/Deutz Diesel E-Start	
Power Transmission	Belt Driven			
Trucks				
Models	Dodge RAM 3500, 4500, 5500	Ford F-450, F-550, F-650	GM Chevy Silverado 4500 HD, 5500 HD, 6500 HD	International CV Series
Hoses				
Suction Hose	30 ft Non-Collapsible with Alum. Camlock Fittings (longer lengths available)			
Discharge Hose	10 ft Layflat with Alum. Camlock Fittings (longer lengths available)			
Port Sizes				
	2" Valve with Camlock	3" Lever Valve with Camlock	3" Lever Valve with Camlock	3" Lever Valve with Camlock
Off-Load Port Size	3" Lever Valve with Camlock	4" Lever Valve with Camlock	4" Lever Valve with Camlocks	4" Lever Valve with Camlocks
Suction Vac Wand:	5 ft PVC Pipe with 90° Camlock			

Complete Vacuum Truck Design Services

Whether you are designing one or two trucks for your municipality/business or a vacuum truck rental fleet, Wastecorp is the professionals' choice for state-of-the-art vacuum truck manufacturing and design. Once your order is placed you work with vacuum truck experts to get the truck you need or select from any one of our standard designs.



BUILD OPTIONS

CFM Vacuum Power

CFM or cubic feet per minute relates to vacuum suction power. Wastecorp offers several CFM options. Select from 230 CFM, 350 CFM, 512 CFM, 700 CFM and 1000 CFM are also available. We also offer blower packages for hydro excavation,

230 CFM	700 CFM
350 CFM	1000 CFM
540 CFM	

Engine Options

Wastecorp offers electric, gas and diesel power options for Super Duty Vacuum Systems.

- Gas
- Electric
- Diesel

Tank Options

Select either waste only tanks or waste plus water compartments.



Wastecorp uses premium steel tanks that stand the test of time. We offer dual compartment waste and water or external polyethylene water tanks (your choice)

Jetter Options

Expand the capabilities of your system with both waste collection and water jetting function. Jetters are ideal for cleaning catch basins, sewer pipes and general facilities maintenance.



Several jetter packages available to meet your job site needs.

Optional Equipment



Rear Manway

Designed to allow for easy maintenance and cleaning of tank interior. Manual or automated/hydraulic push button door opening/closing



Hydraulic Tilt

Wastecorp's Tilt-N-Go system tilts the tank to allow for easy tank discharge, cleaning or maintenance.



Automated Rear Door

Control the rear door opening and closing from the cab of your truck.



Work Light Package

Bright LED's for working in dark conditions. Beacon light and traffic diversion arrows (DOT compliant) available.



Tank Mounted Camera System

Reverse assistance wired into the cab of your truck



Blower Package

If you're pumping thick/dry fluids or longer suction distances, then you need a high cfm blower package. Wastecorp technical support can help you select the right package

SUPER DUTY® VACUUM TRUCKS

Designed and Manufactured by Wastecorp Pumps in USA and/or Canada.

Toll-Free: 1.888.829.2783 Email: info@wastecorp.com
International: +1-201-445-2882