



WASTECORP® WATER TRAILERS

WT-1000™ Series1025 Gallon
Potable Water Tank**FEATURES**

1025 GALLON TANK

ALL PREMIUM HOSING
INCLUDEDHIGH PRESSURE WATER
PUMPDOT COMPLIANT OR
SKID MOUNTEDLED LIGHTING PACKAGE
AVAILABLEMADE AND ASSEMBLED
IN NORTH AMERICA

OPTIONAL ACCESSORIES



Wastecorp WT-1000 DT Series water trailer with DOT approved highway package, electric brakes and fender mount storage system. Shown with optional hose reel.

THE PROFESSIONAL DURABILITY YOU EXPECT FROM A WATER TRAILER.

Experience a professionally designed and manufactured 1025 gallon water trailer with the all new WT-1000 Series. Your water hauling application requires durability, reliable performance and durable components that stand up to your daily fresh water distribution needs. The WT-1000 Series delivers. Like all of our pump products the WT-1000 Series cuts no corners. You get a fully galvanized trailer frame, diamond plate galvanized deck and top quality components to make your equipment investment pay off.

PROFESSIONAL WATER TRAILERS USING PREMIUM COMPONENTS - THE WASTECORP ADVANTAGE.

**HIGH QUALITY COMPONENTS**

Your Wastecorp WT-1000 Series is designed and engineered with innovative features like standard hose and accessory storage, brass valves, helix hosing and professional water distribution hosing.

**CORROSION RESISTANT TRAILERS AND DECKS**

A unique advantage of Wastecorp's WT-1000 Series is that we galvanize all of our DOT approved models. This means that the trailer frame and diamond plate deck gets protected from weather and so does your investment.

† See pump specifications for solids handling information.

WASTECORP.COM

Wastecorp Pumps USA
P.O. Box 70
Grand Island, New York 14072 | USA
Tel: 888.829.2783 | Fax: 888.883.3320
sales@wastecorp.com

Wastecorp Pumps Inc.
50 Shorncliffe Rd
Toronto, ON M8Z 5K1 | Canada
Tel: 416.233.3000 | Fax: 416.233.2300
info@wastecorp.com

Wastecorp Pumps International
345 W. 85th Street
New York, NY 10024 | USA
Tel: 201.445.2882
techsupport@wastecorp.com

WT-1000™ Series

1025 Gallon
Potable Water Tank



WASTECORP Pumps®



1025 gallon potable water tank using resins that meet FDA specifications

Premium welded hose and accessory bin (not shown)

Premium non-collapsible hosing

Industrial grade brass valves

High pressure water delivery pump (up to 246 GPM)


Galvanized trailer and deck for the ultimate in corrosion resistance*

DOT approved trailer package with LED lighting and electric brakes**


Manufactured in North America. Country/region specific models are available worldwide.
** DT Series only.

Model Options

Trailer Mounted

Part #	Model#	Description
 63755-00	WT-1000™ DT Series (DOT Approved)	1025 gallon potable water tank, DOT approved highway trailer with lighting and electric brakes. Pump, hosing, rear spray bar spray nozzle included.




Base Mounted

Part #	Model#	Description
 63755-10	WT-1000™ S Series (Stationary)	1025 gallon potable water tank with base mounted (stationary) configuration. Pump, hose rack, hosing, rear spray bar, spray nozzle included.



Standard Specifications

Wastecorp TFX® Centrifugal Pump:	Model: TFX-2M (160 GPM) 2" aluminum centrifugal pump powered by a 3.5 HP Honda GX 120 gas engine (manual start)*
Tank	1025 USG horizontal polyethylene leg translucent tank with 16" fill opening and 2" drain connection
Hosing	Qty: 1 - non-collapsible PVC clear/white helix hose with camlocks, 2" x 25 ft. (for spraying and filling tank) with adj. spray nozzle Qty: 1 - Black rubber garden hose, 3/4" x 50 ft with spray nozzle (for watering)
Control Valve Piping System	Complete suction and discharge valve control system
Rear Spray Bar/Dust Control	Rear spray bar manifold assembly with dual adjustable flat spray nozzles for dust control
Stationary Base Models	Fabricated steel stationary skid base with fabricated steel hose stand
DOT Hwy Approved Trailer Models	Tandem Axle, 7200 lb., check plate deck, e-brakes, DOT lighting and license plate holder package, steel fenders, jack stand, safety chains and 3" pintle hitch, with fabricated steel hose cage, entire steel trailer is galvanized for corrosion protection

ACCESSORIES

Part #	Description
 62521-99	Black tank option for WT-1000 Series (all models). Reduces algae growth.
 62664-00	Hose reel assy. Manual hand crank. To fit 3/4"x50 ft. hose
 62620-00	Fire Hydrant Adapter (to fill water tank from a municipal fire hydrant)

ACCESSORIES

Part #	Description
 62576-00	Hose, non-collapsible PVC (clear/white) Helix. Custom sizes priced per 5' increments.
 63100-00	Hose reel assy. Manual hand crank. To fit 3/4"x50 ft. hose