

Mud Sucker®  
Diaphragm Pumps

## 2FA-M Series

Multipurpose  
Gas Powered Diaphragm  
Pumps

1.5FA-M™

2FA-M™

### FEATURES

Pump up to 20 GPM

Pump can operate dry

Transfer spherical solids up to  
1.5" or 50% by volume

Pump weighs under 80 lbs

7" heavy duty diaphragm

Heavy duty aluminum pump  
body


  
**WASTECORP.**  
Pumps®



## TAKE YOUR CHANCES AT A CASINO. MAKE YOUR PUMP A BETTER BET.

When you have fluid to pump whether it's septic waste, debris laden fluids, wastewater, bilge waste or mud like slurry, you want a trusted pump that works as hard as you do. Don't take your chances on an unreliable knock off. Go with a trusted and proven performer - the Mud Sucker 2FA-M. This engine powered diaphragm pump is equipped with all the standard FA Series features plus a Honda GX Series low emissions engine or Hatz diesel engine. That's why multiple industries use them for septic transfer, general wastewater, food processing waste, recreational waste holding tanks and much more. If you can imagine it, the Mud Sucker 2FA-M can likely pump it.

### Multipurpose Engine Powered Diaphragm Pumps - Engineered for Tough Applications



Select from Premium Honda®, GX Series or Hatz diesel engine

Heavy duty crank arm to pump the tough stuff. Pump can run dry

Heavy duty pump rod design enhances consistent flow and performance

Premium diaphragm

Exclusive Wastecorp velocity channel to move fluids without clogging

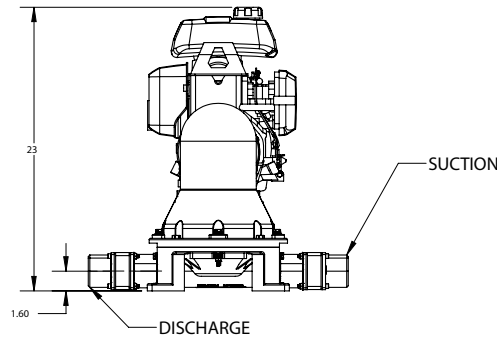
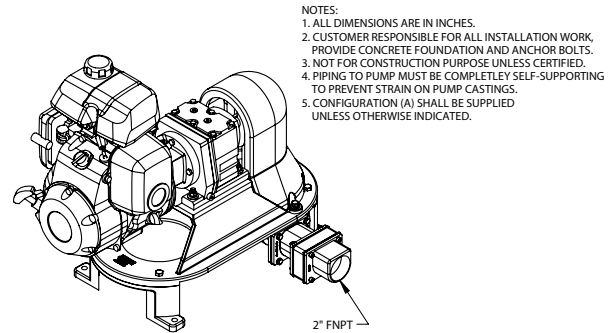
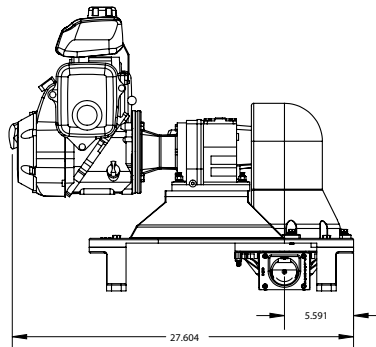
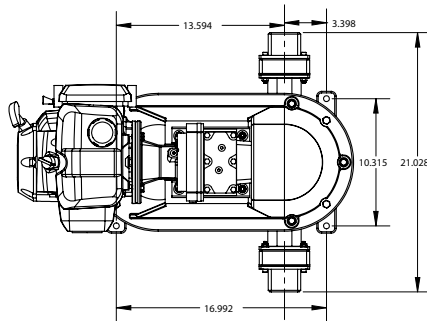
Lightweight aluminum pump body

Mud Sucker 2FA-M is designed and manufactured in North America. Country/region specific models are available worldwide.

**MUD SUCKER® DIAPHRAGM PUMPS THE PUMP WITH ATTITUDE.**

**wastecorp.com**

## Dimensional Drawing



- NOTES:
1. ALL DIMENSIONS ARE IN INCHES.
  2. CUSTOMER RESPONSIBLE FOR ALL INSTALLATION WORK, PROVIDE CONCRETE FOUNDATION AND ANCHOR BOLTS.
  3. NOT FOR CONSTRUCTION PURPOSE UNLESS CERTIFIED.
  4. PIPING TO PUMP MUST BE COMPLETELY SELF-SUPPORTING TO PREVENT STRAIN ON PUMP CASTINGS.
  5. CONFIGURATION (A) SHALL BE SUPPLIED UNLESS OTHERWISE INDICATED.

### Performance Range

Max. capacity	20 GPM
Max. suction lift	20' vertical or 75' horizontal
Max. discharge head	50' vertical or 300' horizontal
Solids handling	1.5" dia. or 50% by volume

### Pump Specifications

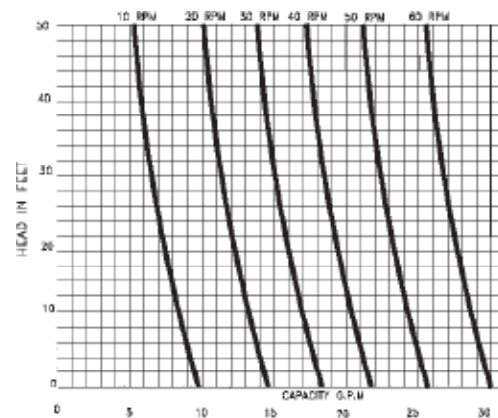
Suction inlet/outlet size	Select either 1½" or 2"
Max. liquid temperature	140°F (60°C) continuous
Pump body casing	Aluminum (ASTM A356, Class 30)
Check valve seat	Aluminum (stainless steel optional)
Diaphragm	7" dia. fabric reinforced Buna-N
Flapper valves	EPDM
Gearbox	Siemens or SEW Eurodrive

Max. pump operating speed 70 RPM

### Options

Description	Part No.	Motor Option
Gas engine	62758-00	3 hp, Honda GX Series
Diesel engine	62758-10	4.6 hp Hatz Diesel

### Performance Curve



## Mud Sucker® Diaphragm Pumps

Toll-Free North America  
1.888.829.2783

Worldwide  
201.445.2882

Website  
<http://www.wastecorp.com>

E-mail  
[info@wastecorp.com](mailto:info@wastecorp.com)


















**WASTECORP.**  
**Pumps®**

**OEM Manufacturer**



# ATTACHMENTS

Enhanced pump out productivity with your Mud Sucker can be as easy as adding a few simple accessories. So if you

Part no.	Description	Part no.	Description
	<b>64093-02</b> <b>Recommended!</b> Pressure sensor assembly may assist in preventing over pressurization of the pump due to a blocked line or closed valve		<b>61315-00</b> Wheel mount kit with handles
	<b>65062-00</b> Basic spare parts kit (diaphragm and flappers)		<b>62538-00</b> Mobility package (stationary) lifting bars
	<b>65060-00</b> Comprehensive spare parts kit (diaphragm, flappers gaskets, weights and hardware)		<b>65041-00</b> Air chamber assembly. Pulsation dampening
	<b>60718-00</b> Non-collapsible EPDM hose 2"x20'. Camlocks included		Various Wet section coatings for specific applications
	<b>51333-10</b> Discharge hose, lay flat (brown) 2"x50'. Camlocks included		<b>60462-00</b> Camlock fitting 2" alum. male adapter MNPT
	<b>34383-00</b> Stainer, sq. hole (solids) 2" FNPT		<b>62974-00</b> 3-way brass valve w/ aluminum camlocks
	<b>61387-00</b> Universal sewer adapter assembly		<b>60506-00</b> The Gulper™ Suction tool No more bending
	<b>60536-00</b> Clear swing check valve 2" FPTxFPT		