

Mud Sucker®  
Diaphragm Pumps  
**B Series**

Solids Crushing  
Diaphragm Pumps

3B-M™  
Standard Piping

3B-M™  
In-line Piping

FEATURES


Severe duty grade valve chamber with steel core ball valves to crush solids.

Premium cast iron design for high wear life and long life cycles.

Stainless steel, cast iron or bronze valve seats available.

Available air chambers for pulsation dampening.

PROFESSIONAL



WASTECORP  
Pumps®

PROFESSIONAL

## When You're Pumping Tough Solids, Your Pump Better Have Attitude.

Take your fluid handling application to the next level with the solids handling Mud Sucker B Series. This pump sucks up mud, refinery waste oil, agricultural waste, leachate waste, mining slurries, food processing waste and almost any solid. It then crushes it with an innovative dual ball valve design improving flow and drastically reduced clogging. With heavy duty cast iron components, premium drive systems and Wastecorp engineering bring the pump with attitude to your facility as a single unit or multiunit pump station today.

Pumping With The Right Equipment Makes All The Difference.



PROFESSIONAL PUMP  
DESIGN & ENGINEERING

Solids and slurry get crushed and transferred through the innovative dual valve chamber system.



DIAPHRAGMS DESIGNED  
FOR THE LONG HAUL

Santoprene diaphragms are designed for an improved seal and resist cracking under extreme conditions.



COMPONENT FOR YOUR  
SPECIFIC APPLICATION

Corrosive fluids, slurry consistencies and solids percentage need specific components to get the job done right. Wastecorp has them.

WHAT THIS MEANS TO YOU.

Manage consistent or varying solids levels easily.

Spend more time pumping and less on maintenance with high life cycle components.

Simple component changes not only improve the flow of fluids but also cut your pump maintenance costs.

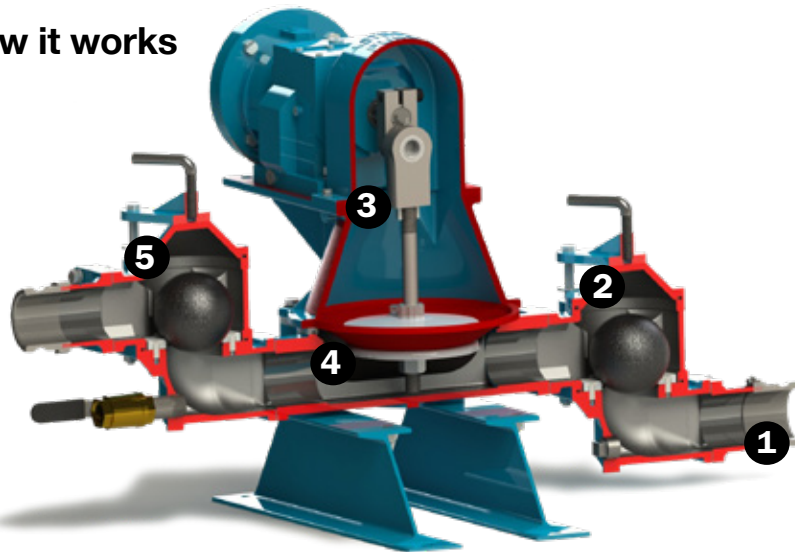
MUD SUCKER® DIAPHRAGM PUMPS THE PUMP WITH ATTITUDE.

wastecorp.com

\*. Santoprene is a registered trademark of ExxonMobil. Specifications are accurate as of publication but subject to change without notice.

# B Series

## How it works



- 1** 3" inlet sucks in maximum spherical solids of 2.25"
- 2** Suction valve chamber crushes all kinds of debris laden waste or makes slurry more manageable.
- 3** Heavy duty pump rod design ensures consistent flow and performance.
- 4** High performance Santoprene diaphragms handle all sorts of fluids including waste oil, mining waste, coal slurry, raw sewage, landfill leachate and more.
- 5** The discharge valve chamber sends slurry and solids on their way with added solids crushing performance.

### Performance Range

Max. capacity	80 GPM
Max. suction lift	25' vertical or 75' horizontal
Max. discharge head	50' vertical or 300' horizontal
Solids handling	1 5/8" dia or 50% by volume

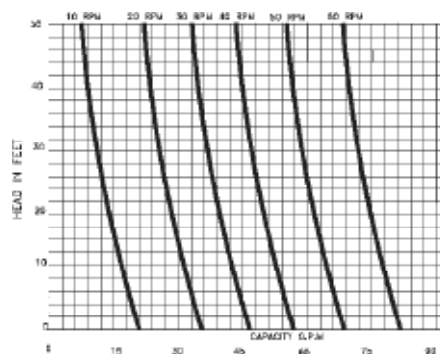
### Pump and Motor Specifications

Suction inlet/outlet size	3"x3"
Max. liquid temperature	140° F (60° C) continuous
Pump body casing	Cast iron (ASTM A356, Class 30)
Diaphragm	13" dia Dupont® Neoprene Severe duty -25° F to 212° F
Ball valves	Urethane
Gearbox	Helical bevel cast iron housing with heat treated gears
Hardware	Zinc plated
Rod end bearing body	Cast iron, protective coated for corrosion resistance
Ball bearing	Cast iron, protective coating for corrosion resistance
Ultimate radial static load capacity	9,000 Lbs

### Motor Specifications

Gas	62545-00	6.5 hp, Honda GX Series engine
Diesel	62545-10	6.5 hp Kohler/Yanmar

### Performance Curve



## Mud Sucker Diaphragm Pumps®

Toll-Free North America 1.888.829.2783 Website <http://www.wastecorp.com>

Worldwide 201.445.2882 E-mail [info@wastecorp.com](mailto:info@wastecorp.com)





















OEM Manufacturer





# ACCESSORIES

Part no.	Description	Part no.	Description
 19022-00	<b>Recommended!</b> Pressure relief valve, bronze set at 40 psi	 61315-00	Wheel mount kit with handles
 61687-00	Basic spare parts kit (diaphragm and flappers)	 61292-00	Mobility package, trolley style, 16" pneumatic tires, 2200 lb cap. chassis. Available with ATV connection package
 61689-00	Comprehensive spare parts kit (diaphragm, flappers gaskets, weights and hardware)	 61745-00	Custom trailer mounted model (off road, non-DOT), single axle, 2" ball hitch
 60723-00	Non-collapsible EPDM hose 2"x20'. Camlocks included	 Various	Wet section coatings for specific applications
 51334-10	Discharge hose, lay flat (brown) 2"x50'. Camlocks included	 60535-00	Suction and discharge air chamber with nipple and manifold
 34383-00	Stainer, sq. hole (solids) 2" FNPT	 61245-00	Clear swing check valve 2" FPTx FPT
 Various	Trailer mounted pump and containment system up to 5000 gallons. DOT approved highway package standard.	 Various	Waste containment system, with you choice of tank, hosing and pump mount
 60270-00	Camlock fitting 3" alum. (part A)	 60506-00	The Gulper™ Suction tool No more bending
 62975-00	3" three-way brass valve assembly (Suction and discharge)	 63201-00	Flange extension, 3B-inline