



2023 Mud Sucker® Diaphragm Pump Brochure

Diaphragm Pumps • Double Diaphragm Pumps

Wastecorp Mud Sucker® Applications



Wastecorp Mud Sucker Applications

Municipal

- Belt filter press feed
- Centrifuge feed
- Emergency management
- Lagoon dredging
- Portable clean-up pump sets
- Public parks and recreation
- Scum transfer
- Septage transfer
- Thickened sludge


Industrial

- Adhesive compounds
- Agricultural waste
- Aquaculture
- Biodiesel production
- Chemical filler compounds
- Chicken process waste
- Clay slurry
- Coal slurry
- Construction waste
- Cruise ship waste
- Dredging
- Explosive jelly
- Federal/Military
- Ferric chloride
- Fiberboard filler
- Fish packing
- Fleshings
- Food waste slurry
- Golf course applications
- Hog fat
- Holding tank transfer
- Lagoon cleaning
- Marina sanitation systems
- Metal slurry
- Mining waste
- Mobile dewatering
- Mud
- Paint transfer
- Paper waste
- Pacified chemical sludge
- Railroad sanitation services
- Resort wastewater management
- Ship bilge transfer
- Themed attractions
- Vegetable oil
- Waste oil transfer

Sample Customers

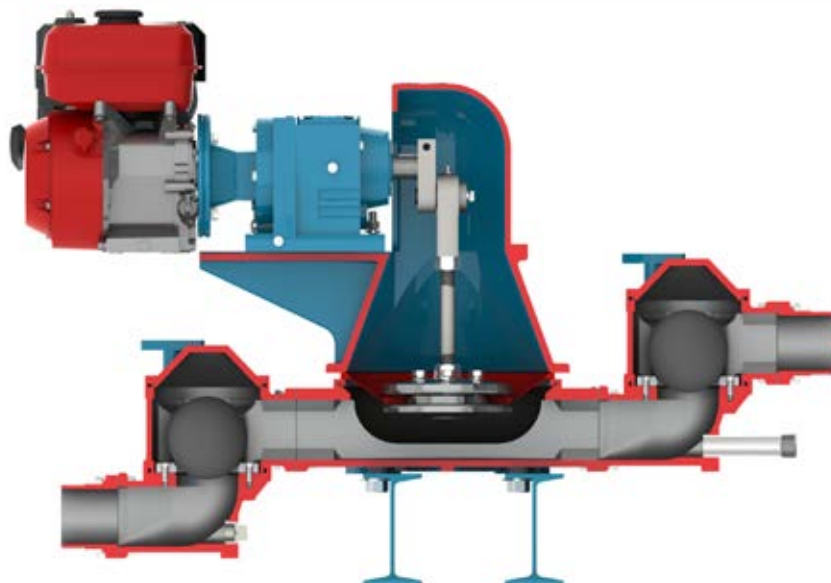
- GM
- BMW
- Tesla
- Frito-lay
- M&M Mars
- White Castle
- Perdue
- US Coast Guard
- United States Army
- Canadian Forces
- CSX Transportation
- Norfolk Southern
- Freeport-McMoRan Inc.
- Wyerhauser
- City of New York
- City of Atlanta
- Maple Leaf Foods
- CN Rail
- Carnival Cruises
- Barrick Gold
- City of Toronto
- Petrobras
- Alcoa
- NRG Energy

How To Choose Your Mud Sucker®



FLAPPER VALVE STYLE DIAPHRAGM PUMP

- Designed for intermittent use
- If pumping wastewater or sludge below 15% solids, a flapper valve diaphragm
- Rated for vegetable oil, dirty water, waste oil, biodiesel applications, light slurry transfer, septic pumping, emergency management, remediation, wastewater and many multi-purpose pumping jobs



BALL VALVE STYLE DIAPHRAGM PUMP

- Designed for intermittent use
- If pumping a liquid that has a solids concentration *greater* than 15%
- Examples include; Return activated sludge (RAS), waste activated sludge (WAS), wastewater, food processing waste, oil sludge, mining waste and liquids with similar properties


FLAPPER VALVE STYLE DIAPHRAGM PUMPS

Wastecorp's Mud Sucker flapper valve style diaphragm pumps are one of the most robust flapper or clacks available to the marketplace. The completely redesigned pump product allows you quick access to the flapper area with the simple twist of a knob. Pumps are available from 1½, 2", 3" and 4" styles. Select from single or double diaphragm styles capable of pumping up to 220 GPM

ROBUST FLAPPERS

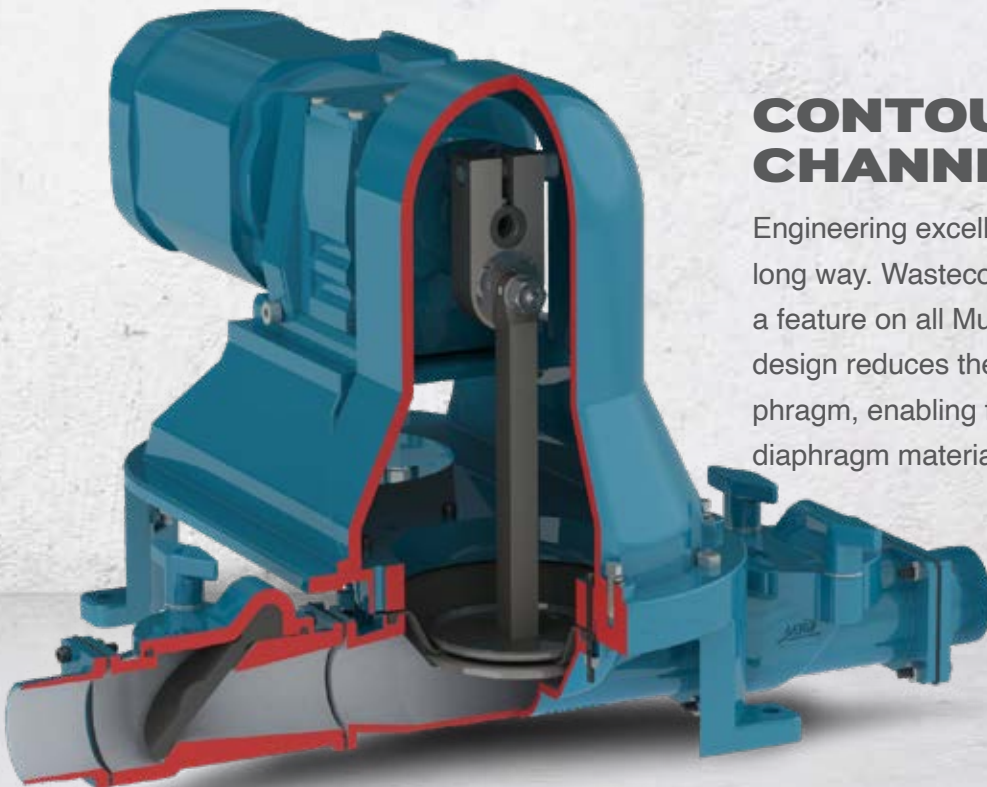
Engineered with a thick EPDM material, Wastecorp Mud Sucker flappers are more capable than ever in moving solids, paper, slurry and over 10,000 different kinds of solids containing liquids.

With a simple twist of the valve cover knobs you can service the pump quickly and get on with your day. This is unlike any other diaphragm pump on the market today.



CONTOURED VELOCITY CHANNEL

Engineering excellence and attention to detail goes a long way. Wastecorp's contoured velocity channel is a feature on all Mud Sucker Diaphragm Pumps. This design reduces the amount of fluid that contacts the diaphragm, enabling fluid to pass below the pump rod and diaphragm material.



2FA SERIES

America's favorite diaphragm pump is the patented Mud Sucker 2FA Series. This robust flapper design is capable of pumping up to 20 GPM with your choice of electric, engine, hydraulic or pneumatic drive systems. Select from 1½" or 2" connections.




3FAC SERIES

If you're looking to pump up to 80 GPM and require a 3" connection, the Mud Sucker 3FAC is for you. You have almost unlimited mounting options including stationary, trailer mounted, tank mounted, dolly mounted, ATV trailer and more.



4FAC SERIES

The 4" Mud Sucker 4FAC is capable of up to 110 GPM. Select from five drive options with a Pro Series cast iron pump body.




FAC-DD SERIES

Looking to double your capacity? The Mud Sucker FAC-DD Series is our popular double diaphragm pump series available 1½, 2", 3" and 4" styles. You have the choice of piping arrangement and piping options.



Wastecorp Mud Sucker® 2FA-EC™ Series



Completely redesigned flapper valve features easy access to the flappers. No special tools required. Gain access in seconds.

Air chambers available for suction and discharge to reduce pulsation when pumping thinner liquids.




Performance Range

Max. capacity	20 GPM
Max. suction lift	20' vertical or 75' horizontal (with foot valve)
Max. discharge head	50' vertical or 22 psi max
Solids handling	1½" dia or 50% by volume

Pump and Motor Specifications

Suction inlet/outlet size	1½" or 2" MNPT (optional male camlock)
Max. liquid temperature	140°F (60°C) continuous
Pump body casing	Aluminum A356, heat treated
Diaphragm	7" OD fabric reinforced
Flapper Valves	EPDM
Gearbox	SEW Eurodrive or Siemens
Crankarm & Pump Rod Assembly	AISI 12L14 carbon steel
Max. Pump Operating Speed	70 RPM

2FA-EC™ Cutaway



2FA-EC™ Series Model Selection

Model	Part no.
Three Phase - 1 hp, 1800 RPM/3/60/230/460V	64722-00
Single Phase - 1 hp, 1800 RPM/1/60/115/230V	64722-10
Explosion Proof (Three Phase), TEXP 1 hp, 1800 RPM/3/60/230/460V	64722-20
Explosion Proof (Single Phase), TEXP 1 hp, 1800 RPM/1/60/115/230V	64722-30
Also available with 12V DC Power, 24V DC, gas, diesel, air or hydraulic drives.	Call
Inline configuration	65074-00

Accessories

Description	Part no.
Pressure sensor assembly (advised)	64093-02
Hose, non-collapsible EPDM rubber, 2"x20 ft. Camlocks included.	60718-00
Hose, discharge, lay flat, brown, 2"x50 ft	51333-10
Air Chamber with tee assembly; Camlock Fittings; Hoses recommended for pumping water to reduce pulsation	65041-00
Male camlock, 2"	60460-00
Wheel mount kit with handles	61315-00
SEW Movimot 24V key pad speed control	62301-00

Spare Parts Kits

Description	Part no.
Basic spare parts kit	65039-00
Comprehensive spare parts kit	60444-00



Mud Sucker 2FAC-EC installed at a wastewater pump house. Sump application. Pump transfers up to 20 GPM of wastewater and light solids. Shown with a three phase Siemens electric motor and SEW Eurodrive gear box. Other drive systems available.

Optional Configurations/Accessories



Float switch and control panels



ATV trolley pump out system



Skid mounted pump out



Trailer mounted pump out



Spare parts kit



Strainers




Wheel kit



Three Gulper™ suction tool

* Tested based on pumping water. Fluid handling rate may be impacted by quantity of elbows in the system, thickness of fluid, altitude and other factors. Locate pump as close to pumping source as possible.

Wastecorp Mud Sucker® 2FA-M™ Series



Completely redesigned flapper valve features easy access to the flappers. No special tools required. Gain access in seconds.

New shaft and crank arm designed for intermittent applications and long life cycles.



Performance Range

Max. capacity	20 GPM
Max. suction lift	20' vertical or 75' horizontal (with foot valve)
Max. discharge head	50' vertical or 22 psi max
Solids handling	1½" dia or 50% by volume

Pump and Motor Specifications

Suction inlet/outlet size	1½" or 2" MNPT (optional male camlock)
Max. liquid temperature	140°F (60°C) continuous
Pump body casing	Aluminum A356, heat treated
Diaphragm	7" OD fabric reinforced
Flapper Valves	EPDM
Gearbox	SEW Eurodrive or Siemens
Crankarm & Pump Rod Assembly	AISI 12L14 carbon steel
Max. Pump Operating Speed	70 RPM

2FAC-M™ Cutaway



2FAC-M™ Series Model Selection

Model	Part no.
Gas engine Honda GX 100 Series, 3.5 hp	64811-00
Diesel engine Hatz, 4.6 hp	64811-10

2FAC-M™ Accessories

Description	Part no.
Pressure sensor assembly (advised)	64093-02
Hose, non-collapsible, EPDM rubber, 2"x20 ft. Camlocks included.	60718-00
Hose, discharge, lay flat, brown, 2"x50 ft	51333-10
Air chamber, recommended for pumping water to reduce pulsation	65041-00
Male camlock, 2"	60460-00
Wheel mount kit with handles	61315-00

Spare Parts Kits

Description	Part no.
Basic spare parts kit	65062-00
Comprehensive spare parts kit	65060-00

* Tested based on pumping water. Fluid handling rate may be impacted by quantity of elbows in the system, thickness of fluid, altitude and other factors. Locate pump as close to pumping source as possible.



Mud Sucker 2FAC-M with a 3 hp Honda engine. Shown on a military base pumping waste oil. Non-collapsible suction and discharge hoses are available.

Optional Configurations/Accessories



Trailer mounted pump out



ATV trolley pump out system



Skid mounted pump out



Wheel kit



Spare parts kit



The Gulper™ suction tool




Boxed pump out hose assembly



Universal RV adapter

Wastecorp Mud Sucker® 2FA-EC-DD™ Series



Guards removed for clarity. Always operate pump with guards in place.


Performance Range

Max. capacity	40 GPM
Max. suction lift	20' vertical or 75' horizontal
Max. discharge head	50' vertical or 22 psi max
Solids handling	1½" dia or 50% by volume

Pump and Motor Specifications

Suction inlet/outlet size	1½" or 2" male camlocks
Max. liquid temperature	140°F (60°C) continuous
Pump body casing	Aluminum A356, heat treated
Diaphragm	7" OD fabric reinforced
Flapper Valves	EPDM
Gearbox	SEW Eurodrive or Siemens
Crankarm & Pump Rod Assembly	AISI 12L14 carbon steel
Max. Pump Operating Speed	70 RPM

2FAC-EC-DD™ Cutaway



Applications

- Municipal, industrial and commercial double pump out applications
- May be mounted to almost any surface including dredging barge, vessel, trailer

Benefits

- Double the pumping power
- Solids handling up to 1½"
- Designed for multiple pumping tasks
- Custom coatings and configurations for specific applications

2FAC-EC-DD™ Series Model Selection

Model	Part no.
Three phase. 2HP; 1800RPM; 3/60/230-460V (575V) TEFC	64723-10
Single phase. 2HP; 1800RPM; 1/60/115-230V TEFC	64723-00
Three phase explosion proof. 2HP; 1800RPM; 3/60/230-460V (575V) TEXP	64723-30
Single phase explosion proof. 2HP; 1800RPM; 1/60/115-230V TEXP	64723-20

2FAC-EC-DD™ Accessories

Description	Part no.
Pressure sensor assembly (advised)	64093-02
Hose, non-collapsible, EPDM rubber, 2"x20 ft. Camlocks included.	60718-00
Hose, discharge, lay flat, brown, 2"x50 ft	51333-10
Speed Control, SEW Movimot, 24V keypad	62302-00
Air chamber	64898-00
Starter control panel	61491-00
ATV wagon kit/ 2" ball hitch	61292-00

Spare Parts Kits

Description	Part no.
Basic spare parts kit	65063-00
Comprehensive spare parts kit	65061-00

* Tested based on pumping water. Fluid handling rate may be impacted by quantity of elbows in the system, thickness of fluid, altitude and other factors. Locate pump as close to pumping source as possible.

Wastecorp Mud Sucker® 2FAC-M-DD™ Series



Guards removed for clarity. Always operate pump with guard in place.


Performance Range

Max. capacity	40 GPM
Max. suction lift	20' vertical or 75' horizontal
Max. discharge head	50' vertical or 22 psi max
Solids handling	1½" dia or 50% by volume

Pump and Motor Specifications

Suction inlet/outlet size	1½" or 2" male camlocks
Max. liquid temperature	140°F (60°C) continuous
Pump body casing	Aluminum A356, heat treated
Diaphragm	7" OD fabric reinforced
Flapper Valves	EPDM
Gearbox	SEW Eurodrive or Siemens - cast iron housing with heat treated gears
Crankarm & Pump Rod Assembly	AISI 12L14 carbon steel
Max. Pump Operating Speed	70 RPM

2FAC-M-DD™ Cutaway



Applications

- Municipal, industrial and commercial double pump out applications
- May be mounted to almost any surface including dredging barge, vessel or trailers

Benefits

- Gas or diesel engines
- Electric start feature
- Multiple piping arrangements available
- Custom coatings and configurations for specific applications

2FAC-M-DD™ Series Model Selection

Model	Part no.
5 HP 3600 RPM Honda gas (e-start)	64814-00
4.6 HP 3600 RPM Hatz (e-start)	64814-10

2FAC-M-DD™ Accessories

Description	Part no.
Pressure sensor assembly (advised)	64093-02
Hose, non-collapsible EPDM rubber, 2"x20 ft. Camlocks included.	60718-00
Hose, discharge, lay flat, brown, 2"x50 ft	51333-10
Air chamber assembly (pulsation dampening for pumping thin liquids)	64898-00
ATV wagon kit/ 2" ball hitch	61292-00

Spare Parts Kits

Description	Part no.
Basic spare parts kit	65063-00
Comprehensive spare parts kit	65061-00

Wastecorp Mud Sucker® 23 FA-EC Series - Economy Diaphragm Pump



Guards removed for clarity. Always operate pump with guards in place.

Applications

- General wastewater, industrial fluids
- Stationary or wheel kits available

Benefits

- Double the pumping power
- Solids handling up to 1½" dia
- Designed for multiple pumping tasks
- Custom coatings and configurations for specific applications

23 FA™ Series Model Selection

Model	Part no.
Standard - 2 hp, 1800RPM/3/60/230-460V TEFC	65156-10
Single Phase - 2 hp, 1800RPM/1/60/115-230V TEFC	65156-00
Wheel kit	61316-00

23 FA-EC™ Accessories

Description	Part no.
Pressure sensor assembly (advised)	64093-02
Hose, non-collapsible BLK, EPDM rubber, 3"x20'. Camlocks included	60723-00
Hose, discharge, lay flat, brown, 3"x50'	51334-10
Wheel kit (inline style)	61316-00
Wheel kit (perpendicular style)	62732-00
Air chamber (discharge side)	64970-00
ATV Wagon kit (2" ball hitch)	64658-10
Wheel kit (dolly style)	62732-00
Speed Control, SEW Movimot, 24V keypad	62304-00
Starter Control Panel w/NEMA 12 protection	61492-00
Transformer start/estop, w/ Nema 12 overload protection	61491-00

* Tested based on pumping water. Fluid handling rate may be impacted by quantity of elbows in the system, thickness of fluid, altitude and other factors. Locate pump as close to pumping source as possible.

Performance Range

Max. capacity	50 GPM
Max. suction distance	100' vertical
Max. discharge head	50' vertical or 22 psi max
Solids handling	1½" dia or 50% by volume

Pump and Motor Specifications

Suction inlet/outlet size	2"x2" (female threaded)
Max. liquid temperature	140°F (60°C) continuous
Pump body casing	Aluminum A356, heat treated
Diaphragm	13" OD TPE Santoprene® severe duty
Flapper Valves	HNBR w/ reinforced tire cord
Gearbox	SEW Eurodrive or Siemens
Crankarm & Pump Rod Assembly	AISI 12L14 carbon steel
Max. Pump Operating Speed	60 RPM



Wastecorp Mud Sucker® 3FA-EC™ Series




Performance Range

Max. capacity	80 GPM
Max. suction lift	20' vertical or 75' horizontal
Max. discharge head	50' vertical or 300' horizontal
Solids handling	2¼" dia or 50% by volume

Pump Specifications

Suction inlet/outlet size	3"x3" female threaded, (optional camlock)
Max. liquid temperature	140°F (60°C) continuous*
Pump body casing	Aluminum A356, heat treated
Diaphragm	13" OD TPE Santoprene® severe duty
Flapper valves	HNBR w/ reinforced
Gear reducer	SEW Eurodrive/Siemens
Crankarm	AISI 1045 HR steel
Pump rod	AISI 12L14 carbon steel
Pump operating speed	60 RPM

3FA-EC™ Cutaway



Applications

- Heavy duty pumping applications including industrial, oil sludge, municipal wastewater.
- Most higher solids transfer applications.

3FA-EC™ Series Model Selection

Model	Part no.
Three phase. 3HP/1800RPM/3/60/230-460V (or 575V)	64326-00
Single phase. 3HP/1800RPM/1/60/115-230V	64326-10
Three phase explosion proof. 3HP/1800RP-M/3/60/230-460V (or 575V)	61640-20
Single phase explosion proof. 3HP/1800RP-M/1/60/115-230V TEXP	64326-30
Perpendicular piping orientation	65082-00

3FA-EC™ Accessories

Description	Part no.
Pressure sensor assembly (advised)	64093-02
Hose, non-collapsible BLK, EPDM rubber, 3"x20'. Camlocks included	60723-00
Hose, discharge, lay flat, brown, 3"x50'	51334-10
Wheel kit (inline style)	61316-00
Wheel kit (perpendicular style)	62732-00
Air chamber (discharge side)	64970-00
ATV Wagon kit (2" ball hitch)	64658-10
Wheel kit (dolly style)	62732-00
Speed Control, SEW Movimot, 24V keypad	62304-00
Starter Control Panel w/NEMA 12 protection	61492-00
Transformer start/estop, w/ Nema 12 overload protection	61491-00

Spare Parts Kits

Description	Part no.
Basic spare parts kit	61287-00
Comprehensive spare parts kit	61286-00



Mud Sucker 3FA-EC with a 3 hp Honda engine with up to 80 GPM fluid handling capabilities*. Shown on a military base pumping waste oil. Non-collapsible suction and discharge hoses are available.

Optional Configurations/Accessories



Dolly style wheel kit



ATV tow package



Single phase, explosion proof motor or diesel base



Lifting cage



Control Panel/speed reduction



Air chambers/pulsation control



Containment system



Suction/discharge hose

* Tested based on pumping water. Fluid handling rate may be impacted by quantity of elbows in the system, thickness of fluid, altitude

Wastecorp Mud Sucker® 3FA-M™ Series




Performance Range

Max. capacity	80 GPM
Max. suction lift	20' vertical or 75' horizontal
Max. discharge head	50' vertical or 300' horizontal
Solids handling	2¼" dia or 50% by volume

Pump Specifications

Suction inlet/outlet size	3"x3" (female threaded) optional camlock
Max. liquid temperature	140°F (60°C) continuous*
Pump body casing	Aluminum A356, heat treated
Diaphragm	13" OD TPE Santoprene® severe duty
Flapper valves	HNBR w/ reinforced tire cord
Gear reducer	SEW Eurodrive/Siemens
Crankarm	AISI 1045 HR Steel
Pump rod	AISI 12L14 Carbon Steel
Pump operating speed	60 RPM

3FA-M™ Cutaway



Applications

- Heavy duty pumping applications including industrial, oil sludge, municipal wastewater.
- Most higher solids transfer applications.

Benefits

- Premium SEW Eurodrive or Siemens gear boxes.
- Transfer spherical solids up to 2¼".

3FA-M™ Series Model Selection

Model	Part no.
3FA-M with Honda gas engine w/gear reducer (e-start)	64363-05
3FA-M with Kohler/Yanmar LV diesel engine with gear reducer (e-start) inline piping	64363-10
3FA-M with Honda gas engine perpendicular piping	64363-25
3FA-M with Kohler/Yanmar LV diesel engine with gear reducer (e-start) perpendicular piping	64363-30

3FA-EC™ Accessories

Description	Part no.
Hose, non-collapsible, EPDM rubber, 3"x20'. Camlocks included.	60723-00
Hose, discharge, lay flat, brown, 3"x50'.	51334-10
Wheel kit (perpendicular style)	62732-00
Wheel kit (inline style)	61316-00
Professional wagon kit, 16" pneumatic tires	64658-10
Air chamber (discharge side). Pulsation dampening	61605-00
Male camlock	60466-00

Spare Parts Kits

Description	Part no.
Basic spare parts kit	61287-00
Comprehensive spare parts kit	61286-00



Mud Sucker 3FAC-M (stationary model) being used for a lagoon dredging operation. Pump transfers up to 80 GPM of wastewater and solids. Shown with an e-start Honda engine. Wheel kits, accessories and alternate configurations available.

Optional Configurations/Accessories



Dolly style wheel kit



ATV tow package



Trailer mounted package



Lifting cage



Containment system



Air chambers/pulsation control




OEM Spare Parts Kit



Suction hose/discharge hose

Wastecorp Mud Sucker® 3FAC-EC™ Series

NEW!




Performance Range

Max. capacity	80 GPM
Max. suction lift	20' vertical or 75' horizontal
Max. discharge head	50' vertical or 300' horizontal
Solids handling	2¼" dia or 50% by volume

Pump Specifications

Suction inlet/outlet size	3"x3" (MNPT) optional camlock
Max. liquid temperature	140°F (60°C) continuous*
Pump body casing	Aluminum A356, heat treated
Diaphragm	13" OD TPE Santoprene® severe duty
Check valves	EPDM
Gear reducer	SEW Eurodrive/Siemens
Crankarm	AISI 1045 HR steel
Pump rod	AISI 12L14 carbon steel
Pump operating speed	60 RPM

3FAC-EC™ Cutaway



Applications

- Heavy duty pumping applications including industrial, oil sludge, municipal wastewater.
- Most higher solids transfer applications.

Benefits

- Cast iron pump body
- Advanced flapper technology system
- Inspect suction and discharge area in minutes

3FAC-EC™ Series Model Selection

Model	Part no.
Three phase. 3HP/1800RPM/3/60/230-460V (or 575V)	64994-10
Single phase. 3HP/1800RPM/1/60/115-230V	64994-00
Three phase explosion proof. 3HP/1800RP-M/3/60/230-460V (or 575V)	64994-70
Single phase explosion proof. 3HP/1800RP-M/1/60/115-230V TEXP	64994-60

3FAC-EC™ Accessories


Description	Part no.
Pressure sensor assembly (Advised)	64093-02
Hose, non-collapsible BLK, EPDM rubber, 3"x20'. Camlocks included.	60723-00
Hose, discharge, lay flat, brown, 3"x50'.	51334-10
Male camlock 3", aluminum	60270-00
Professional Wagon kit, 16" pneumatic tires	64658-10
Speed Control, SEW Movimot, 24V keypad	62304-00
Starter Control Panel w/NEMA 12 protection	61492-00
Air chamber, pulsation dampening	64970-00

Spare Parts Kits

Description	Part no.
Basic spare parts kit	65065-00
Comprehensive spare parts kit	65064-00

* Tested based on pumping water. Fluid handling rate may be impacted by quantity of elbows in the system, thickness of fluid, altitude and other factors. Locate pump as close to pumping source as possible.

Wastecorp Mud Sucker® 3FAC-M™ Series

NEW!


Performance Range

Max. capacity	80 GPM
Max. suction lift	20' vertical or 75' horizontal
Max. discharge head	50' vertical or 300' horizontal
Solids handling	2¼" dia or 50% by volume

Pump Specifications

Suction inlet/outlet size	3"x3" (female threaded)
Max. liquid temperature	140°F (60°C) continuous*
Pump body casing	Aluminum A356, heat treated
Diaphragm	13" OD TPE Santoprene® severe duty
Check valves	EPDM
Gear reducer	SEW Eurodrive/Siemens
Crankarm	AISI 1045 HR steel
Pump rod	AISI 12L14 carbon steel
Pump operating speed	60 RPM

3FAC-M™ Cutaway



Applications

- Professional grade applications
- Operating cycles beyond 4 hours per day
- Government, industrial, commercial

Benefits

- Cast iron pump body
- Advanced flapper technology system
- Inspect suction and discharge area in minutes

3FAC-M™ Series Model Selection

Model	Part no.
6.5 hp Honda gas engine w/gear reducer (e-start)	64994-20
6.5 hp Kohler/Yanmar LV diesel engine with gear reducer (e-start)	64994-30

3FAC-M™ Accessories

Description	Part no.
Hose, non-collapsible, EPDM rubber, 3"x20'. Camlocks included.	60723-00
Hose, discharge, lay flat, brown, 3"x50'.	51334-10
Male camlock, 3"	60270-00
Professional Wagon kit, 16" pneumatic tires	64658-10
Air chamber (discharge side). Pulsation dampening	64970-00


Spare Parts Kits

Description	Part no.
Basic spare parts kit	65065-00
Comprehensive spare parts kit	65064-00

* Tested based on pumping water. Fluid handling rate may be impacted by quantity of elbows in the system, thickness of fluid, altitude and other factors. Locate pump as close to pumping source as possible.

Wastecorp Mud Sucker® 4FAC-EC™ Series

NEW!



Applications

- Heavy duty pumping applications including industrial, oil sludge, municipal wastewater.
- Most higher solids transfer applications.

Benefits

- 4" connection
- Cast iron pump body
- Advanced flapper technology system
- Inspect suction and discharge area in minutes


Performance Range

Max. capacity	110 GPM
Max. suction lift	20' vertical or 75' horizontal
Max. discharge head	50' vertical or 300' horizontal
Solids handling	2¼" dia or 50% by volume

Pump Specifications

Suction inlet/outlet size	4"x4" MNPT (optional camlock or ANSI flange)
Max. liquid temperature	140°F (60°C) continuous*
Pump body casing	Cast iron ASTM A48
Diaphragm	14¾" OD TPE Santoprene®
Check valves	EPDM
Gear reducer	SEW Eurodrive/Siemens
Drive hub	AISI 12L14 carbon steel
Pump rod	AISI 12L14 carbon steel
Pump operating speed	70 RPM

4FAC-EC™ Cutaway



4FAC-EC™ Series Model Selection

Model	Part no.
Three phase. 5 HP/1800RPM/3/60/230-460V (or 575V)	64745-00
Single phase. 5 HP/1800RPM/1/60/115-230V	64745-10
Three phase explosion proof. 5 HP/1800RPM/3/60/230-460V (or 575V)	64745-20
Single phase explosion proof. 5 HP/1800RPM/1/60/115-230V TEXP	64745-30

4FAC-EC™ Accessories

Description	Part no.
Pressure sensor assembly (Advised)	64093-02
Hose, non-collapsible, EPDM rubber, 4"x25'. Camlocks included.	60729-00
Hose, discharge, lay flat, brown, 4"x50'.	51335-10
Camlock, 4", male	60469-00
Professional Wagon kit, 16" pneumatic tires	61292-00
Starter control panel	Call
Air chamber with FNPT TEE	65211-00
Air chamber with ANSI manifold	63948-00

Spare Parts Kits

Description	Part no.
Basic spare parts kit	65213-00
Comprehensive spare parts kit	65212-00

Wastecorp Mud Sucker® 4FAC-M™ Series

NEW!



Performance Range

Max. capacity	110 GPM
Max. suction lift	20' vertical or 75' horizontal
Max. discharge head	50' vertical or 300' horizontal
Solids handling	2¼" dia or 50% by volume

Pump Specifications

Suction inlet/outlet size	4"x4" MNPT (optional camlock or ANSI flange)
Max. liquid temperature	140°F (60°C) continuous*
Pump body casing	Cast iron ASTM A48
Diaphragm	14¾" OD TPE Santoprene®
Check valves	EPDM
Gear reducer	SEW Eurodrive/Siemens
Drive hub	AISI 12L14 carbon steel
Pump rod	AISI 12L14 carbon steel
Pump operating speed	70 RPM

4FAC-M™ Cutaway



Applications

- Heavy duty pumping applications including industrial, oil sludge, municipal wastewater.
- Most higher solids transfer applications.

Benefits

- 4" connection
- Cast iron pump body
- Advanced flapper technology system
- Inspect suction and discharge area in minutes

4FAC-M™ Series Model Selection

Model	Part no.
9 hp Honda gas engine w/gear reducer (e-start)	64751-00
9 hp Kohler diesel engine (e-start)	64751-10

4FAC-M™ Accessories

Description	Part no.
Camlock, 4" male	64093-02
Hose, non-collapsible, EPDM rubber, 3"x20'. Camlocks included.	60723-00
Hose, discharge, lay flat, brown, 3"x50'.	51334-10
Professional wagon kit, 16" pneumatic tires	61292-00
Air chamber with FNPT TEE	65211-00
Air chamber with ANSI manifold	63948-00
Strainer, 4" sq. hole	31760-00

Spare Parts Kits

Description	Part no.
Basic spare parts kit	65213-00
Comprehensive spare parts kit	65212-00





Mud Sucker B-DD Series installation at a wastewater treatment plant, primary sludge pumping operations. With steel core check balls, these double diaphragm pumps are capable of pumping the tough stuff with limited required maintenance and spare parts costs.

Wastecorp Mud Sucker® 3FA-EC-DD™ Series



Mud Sucker DD Series Santoprene diaphragms are designed for increase wear resistance when pumping select chemicals and petrochemicals.

Performance Range

Max. capacity	160 GPM
Max. suction lift	20' vertical or 75' horizontal
Max. discharge head	50' vertical or 300' horizontal
Solids handling	2¼" dia or 50% by volume

Pump Specifications

Suction inlet/outlet size	3" male camlocks
Max. liquid temperature	140°F (60°C) continuous*
Pump body casing	Aluminum A356, heat treated
Diaphragm	13" OD TPE Santoprene®
Flapper valves	HNBR reinforced
Gear reducer	SEW Eurodrive/Siemens
Crankarm	AISI 1045 HR steel
Pump rod	AISI 12L14 carbon steel
Pump operating speed	66 RPM

3FA-EC-DD™ Series Model Selection

Model	Part no.
Three phase. 5 HP/1800RPM/3/60/230-460V (or 575V)	64131-00
Single phase. 5 HP/1800RPM/1/60/115-230V	64131-10
Three phase explosion proof. 5 HP/1800RPM/3/60/230-460V (or 575V)	64131-20
Single phase explosion proof. 5 HP/1800RPM/1/60/115-230V TEXP	64131-30


3FA-EC-DD™ Accessories

Description	Part no.
Pressure sensor assembly (advised)	64093-02
Hose, non-collapsible, EPDM rubber, 3"x20'. Camlocks included.	60723-00
Hose, discharge, lay flat, brown, 3"x50'	51334-10
Air chamber assembly, pulsation dampening	64970-00
Professional ATV Wagon kit, 16" pneumatic tires, 2200 lb chassis	61750-00
Speed Control, SEW Movimot, 24V keypad	62305-00
Starter Control Panel w/NEMA 12 protection	61744-00

Available Piping Configurations



Single suction with double outlet



Double suction with double outlet



Single suction with single outlet



Standard Design



Double suction with single outlet

Wastecorp Mud Sucker® 3FA-M-DD™ Series



Diesel engine model shown.

Performance Range

Max. capacity	160 GPM
Max. suction lift	20' vertical or 75' horizontal
Max. discharge head	50' vertical or 300' horizontal
Solids handling	2¼" dia or 50% by volume

Pump Specifications

Suction inlet/outlet size	3" male camlocks
Max. liquid temperature	140°F (60°C) continuous*
Pump body casing	Aluminum A356, heat treated
Diaphragm	13" OD TPE Santoprene®
Flapper valves	HNBR reinforced
Gear reducer	SEW Eurodrive/Siemens
Crankarm	AISI 1045 HR steel
Pump rod	AISI 12L14 carbon steel
Pump operating speed	66 RPM



All Wastecorp Mud Sucker double diaphragm pumps are available with a safety package. Panels may be locked if the pump is located outdoors for added security and may be opened for full access to pump interior.



Heavy duty shaft and crank arm designed for heavy use applications and long life cycles.

Dual contoured velocity channel is an exclusive Wastecorp innovation. Pumping tough slurries has never been easier with the patented Mud Sucker double diaphragm series.



3FA-M-DD™ Series Model Selection

Model	Part no.
9 hp Honda gas engine w/gear reducer (e-start)	64131-40
9.1 hp Kohler diesel engine (e-start)	64131-50

3FA-M-DD™ Accessories


Description	Part no.
Strainer, 3" FNPT, square hole	31345-00
Hose, non-collapsible BLK, EPDM rubber, 3"x20'. Camlocks included.	60723-00
Hose, discharge, lay flat, brown, 3"x50'	51334-10
Air chamber assembly	64970-00
Professional ATV Wagon kit, 16" pneumatic tires, 2200 lb chassis	61750-00

Spare Parts Kits

Description	Part no.
Basic spare parts kit	63198-00
Comprehensive spare parts kit	63199-00

Wastecorp Mud Sucker® 3FAC-EC-DD™ Series

NEW!




Performance Range

Max. capacity	160 GPM
Max. suction lift	20' vertical or 75' horizontal
Max. discharge head	50' vertical or 300' horizontal
Solids handling	2¼" dia or 50% by volume

Pump Specifications

Suction inlet/outlet size	3" MNPT
Max. liquid temperature	140°F (60°C) continuous*
Pump body casing	Cast iron ASTM A48
Diaphragm	13" OD TPE Santoprene®
Check valves	EPDM
Gear reducer	SEW Eurodrive/Siemens
Crankarm	AISI 1045 HR steel
Pump rod	AISI 12L14 carbon steel
Pump operating speed	66 RPM

3FAC-EC-DD™ Cutaway



Applications

- Heavy duty pumping applications including industrial, oil sludge, municipal wastewater.
- Most higher solids transfer applications

Benefits

- Double the capacity
- Cast iron pump body
- Advanced flapper technology system
- Inspect suction and discharge area in minutes
- Also available with air motor or hydraulic drive

3FAC-EC-DD™ Series Model Selection

Model	Part no.
Three phase. 5 HP/1800RPM/3/60/230-460V (or 575V)	64995-00
Single phase. 5 HP/1800RPM/1/60/115-230V	64995-10
Three phase explosion proof. 5 HP/1800RPM/3/60/230-460V (or 575V)	64995-60
Single phase explosion proof. 5 HP/1800RPM/1/60/115-230V TEXP	64995-70


3FAC-EC-DD™ Accessories

Description	Part no.
Pressure sensor assembly (advised)	64093-02
Hose, non-collapsible, EPDM rubber, 3"x20'. Camlocks included.	60723-00
Hose, discharge, lay flat, brown, 3"x50'.	51334-10
Air chamber assembly	64970-00
Professional ATV Wagon kit, 16" pneumatic tires, 2200 lb chassis	61292-00
Speed Control, SEW Movimot, 24V keypad	62305-00
Starter Control Panel w/NEMA 12 protection	61744-00

Spare Parts Kits

Description	Part no.
Basic spare parts kit	65214-00
Comprehensive spare parts kit	65066-00

Wastecorp Mud Sucker® 3FAC-M-DD™ Series

NEW!


Diesel engine model shown. Shown with optional air chamber (pulsation control)


Performance Range

Max. capacity	160 GPM
Max. suction lift	20' vertical or 75' horizontal
Max. discharge head	50' vertical or 300' horizontal
Solids handling	2¼" dia or 50% by volume

Pump Specifications

Suction inlet/outlet size	3" MNPT/ male camlocks
Max. liquid temperature	140°F (60°C) continuous*
Pump body casing	Cast iron ASTM A48
Diaphragm	13" OD TPE Santoprene®
Check valves	EPDM
Gear reducer	SEW Eurodrive/Siemens
Crankarm	AISI 1045 HR steel
Pump rod	AISI 12L14 carbon steel
Pump operating speed	66 RPM

3FAC-M-DD™ Cutaway



Applications

- Heavy duty pumping applications including industrial, oil sludge, municipal wastewater.
- Most higher solids transfer applications.

Benefits

- 3" connection
- Cast iron pump body
- Advanced flapper technology system
- Inspect suction and discharge area in minutes

3FAC-M-DD™ Series Model Selection

Model	Part no.
9 hp Honda gas engine w/gear reducer (e-start)	64995-20
9.1 hp Kohler diesel engine (e-start)	64995-30

3FAC-M-DD™ Accessories

Description	Part no.
Strainer, 3" FNPT square hole	31345-00
Hose, non-collapsible BLK, EPDM rubber, 3"x20'. Camlocks included.	60723-00
Hose, discharge, lay flat, brown, 3"x50'.	51334-10
Air chamber assembly	64970-00
Professional ATV Wagon kit, 16" pneumatic tires, 2200 lb chassis	61292-00
Check valve, swing, PVC, 3" FNPT	61245-00

Spare Parts Kits

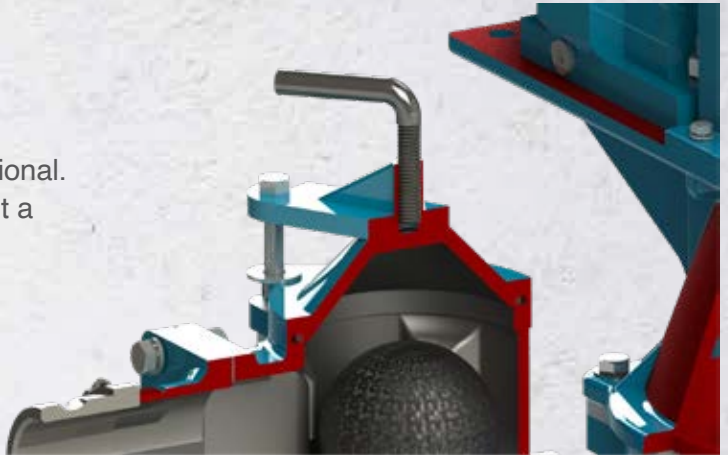
Description	Part no.
Basic spare parts kit	65214-00
Comprehensive spare parts kit	65066-00

BALL VALVE STYLE DIAPHRAGM PUMPS

Mud Sucker ball valve style diaphragm pumps are among the most robust slurry and solids handling pumps available on the market. Characterized by the B designation, each pump contains check balls to break apart solids and make fluid more manageable to pump. Accessing the internals of ball valve style pumps are as easy as removing the valve cover. Select from 1½, 2" 3" and 4" styles. Select from single or double diaphragm styles capable of pumping up to 220 GPM.

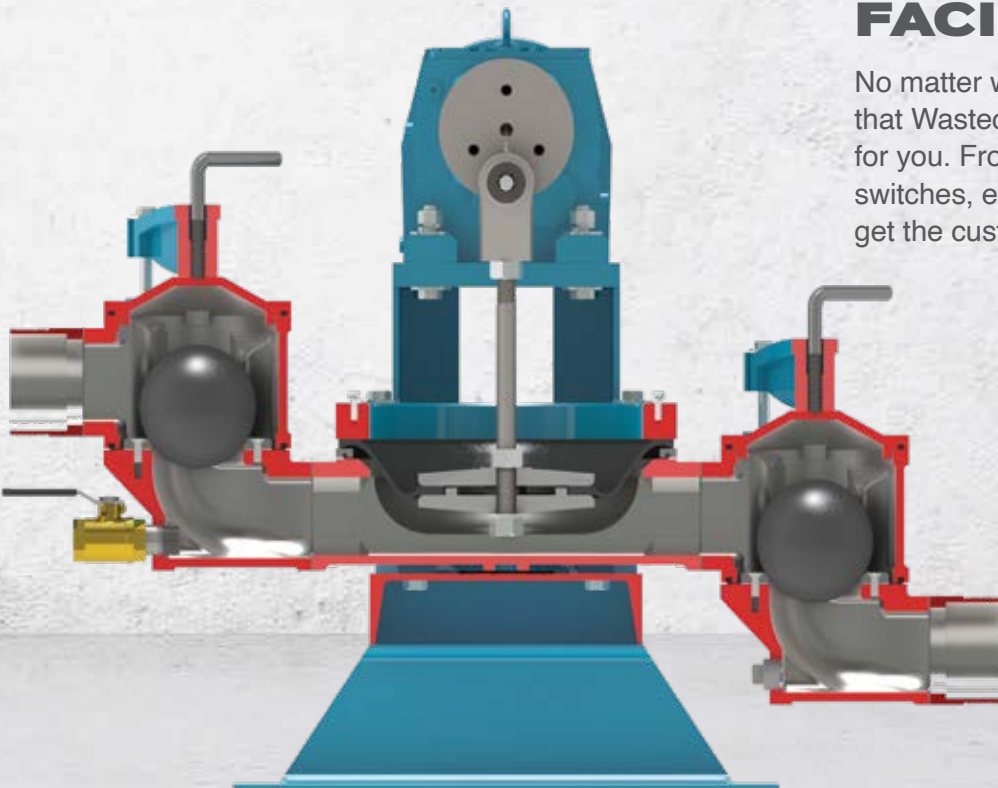
PROFESSIONAL PUMP DESIGN

Everything about the Mud Sucker B Series says professional. From the design, engineering and manufacturing you get a pump designed by professionals for professionals. With steel core check balls, tough slurries and solids are no match for the B Series.



DESIGNED FOR YOUR FACILITY

No matter what the layout is of your facility it's likely that Wastecorp has a custom pump package for you. From custom piping orientations to float switches, explosion proof motors and beyond, you get the custom pump package you need.



2B SERIES

The 2B Series is capable of pumping up to 20 GPM with either a 1½ or 2” connection. Electric, engine, hydraulic and pneumatic (air) drives are available.



3B SERIES

Mud Sucker 3B Series features a 3” connection and pumping capabilities up to 80 GPM. Designed for wastewater treatment, slurry and select chemical pumping. Five drive system options and mounting capabilities.



4B SERIES

If you're looking for a robust 4” diaphragm pump the 4B Series is it. With pumping capabilities up to 110 GPM, the 4B Series has the intermittent operating capabilities you need.



B-DD SERIES

All of our B Series models are available as double diaphragm units. Select from 2”, 3” and 4” connection sizes with any drive system and mounting configuration available. You can even select the piping orientation as well.



Wastecorp Mud Sucker® 2B-EC™ Series




Performance Range

Max. capacity	20 GPM
Max. suction lift	20' vertical or 75' horizontal (with foot valve)
Max. discharge head	50' vertical or 22 psi max
Solids handling	1½" dia or 50% by volume

Pump and Motor Specifications

Suction inlet/outlet size	1½" or 2" MNPT (optional male camlock, ANSI or flange)
Max. liquid temperature	140°F (60°C) continuous
Pump body casing	Aluminum A356, heat treated
Diaphragm	7" OD SBR rubber with nylon reinforcement
Ball valves	Urethane
Gearbox	SEW Eurodrive or Siemens
Crankarm & Pump Rod Assembly	AISI 12L14 carbon steel
Max. Pump Operating Speed	70 RPM

* Tested based on pumping water. Fluid handling rate may be impacted by quantity of elbows in the system, thickness of fluid, altitude and other factors. Locate pump as close to pumping source as possible.



2B-EC™ Series Model Selection

Model	Part no.
Three Phase - 1 hp, 1800RPM/3/60/230/460V	62982-00
Single Phase - 1 hp, 1800RPM/1/60/115/230V	62982-10
Explosion Proof (Three Phase), TEXP 1 hp, 1800RPM/3/60/230/460V	62982-20
Explosion Proof (Single Phase), TEXP 1 hp, 1800RPM/1/60/115/230V	62982-30
Also available with 12V DC Power, 24V DC, gas, diesel, air or hydraulic drives.	Call
Inline configuration	64929-00

Accessories

Description	Part no.
Pressure sensor assembly (Advised)	64093-02
Hose, non-collapsible, EPDM rubber, 2"x20 ft. Camlocks included.	60718-00
Hose, discharge, lay flat, brown, 2"x50 ft	51333-10
Air Chamber with tee assembly; recommended for pumping water to reduce pulsation	65041-00
Lifting bars	62538-00
Wheel mount kit with handles	61315-00
Cart, 2B inline models	64513-00
SEW MoviMot 24V key pad speed control	62301-00

Spare Parts Kits

Description	Part no.
Basic spare parts kit	61686-00
Comprehensive spare parts kit	61688-00

Wastecorp Mud Sucker® 2B-M™ Series



Applications

- Heavy duty pumping applications including industrial, oil sludge, municipal wastewater.
- Most higher solids transfer applications.

Benefits


- Aluminum pump body
- 1½ or 2" connection
- Built with ball valves to pump tough slurry
- Gas or diesel engine
- Robust design

Performance Range

Max. capacity	20 GPM
Max. suction lift	20' vertical or 75' horizontal (with foot valve)
Max. discharge head	50' vertical or 22 psi max
Solids handling	1½" dia or 50% by volume

Pump and Motor Specifications

Suction inlet/outlet size	1½" or 2" MNPT (optional male camlock)
Max. liquid temperature	140°F (60°C) continuous
Pump body casing	Aluminum A356, heat treated
Diaphragm	7" OD SBR rubber with nylon reinforcement
Ball valves	Urethane
Gearbox	SEW Eurodrive or Siemens
Crankarm & Pump Rod Assembly	AISI 12L14 carbon steel
Max. Pump Operating Speed	70 RPM



2B-M™ Series Model Selection

Model	Part no.
Gas engine, Honda GX 100 Series	62983-00
Diesel engine, Hatz	62983-10

2B-M™ Accessories

Description	Part no.
Check valve, 2" swing PVC	60536-00
Hose, non-collapsible, EPDM rubber, 2"x20 ft. Camlocks included.	60718-00
Hose, discharge, lay flat, brown, 2"x50 ft	51333-10
Air chamber, recommended to reduce pulsation	65041-00
Lifting bars	62538-00
Wheel mount kit with handles	61315-00
Strainer, 2" FNTP square hole	34383-00

Spare Parts Kits

Description	Part no.
Basic spare parts kit	61686-00
Comprehensive spare parts kit	61688-00

* Tested based on pumping water. Fluid handling rate may be impacted by quantity of elbows in the system, thickness of fluid, altitude and other factors. Locate pump as close to pumping source as possible.

Wastecorp Mud Sucker® 2B-EC-DD™ Series



Performance Range

Max. capacity	40 GPM
Max. suction lift	20' vertical or 75' horizontal (with foot valve)
Max. discharge head	50' vertical or 22 psi max
Solids handling	1½" dia or 50% by volume

Pump and Motor Specifications

Suction inlet/outlet size	1½" or 2" MNPT (optional male camlock, ANSI or flange)
Max. liquid temperature	140°F (60°C) continuous
Pump body casing	Aluminum A356, heat treated
Diaphragm	7" OD SBR rubber with nylon reinforcement
Ball valves	Urethane
Gearbox	SEW Eurodrive or Siemens
Crankarm & Pump Rod Assembly	AISI 12L14 carbon steel
Max. Pump Operating Speed	70 RPM

* Tested based on pumping water. Fluid handling rate may be impacted by quantity of elbows in the system, thickness of fluid, altitude and other factors. Locate pump as close to pumping source as possible.



2B-EC-DD™ Series Model Selection

Model	Part no.
Three Phase - 2HP; 60Hz; 230-460V [or 360-575V]; 1800 RPM TEFC	63364-00
Single Phase - 2HP; 60Hz; 115/208-230V; 1800 RPM TEFC	63364-10
Explosion Proof (Three Phase) 2HP; 60Hz; 230-460V [or 360-575V]; 1800RPM EPFC	63364-20
Explosion Proof (Single Phase), 2HP; 1Ph; 60Hz; 230-460V [or 360-575V]; 1800RPM EPFC motor	63364-30

Accessories

Description	Part no.
Strainer (sq. hole)	34383-00
Hose, non-collapsible, EPDM rubber, 2"x20 ft. Camlocks included.	60718-00
Hose, discharge, lay flat, brown, 2"x50 ft	51333-10
Air Chamber with tee assembly (recommended for pumping water to reduce pulsation)	62742-00
Pump mounted on ATV trailer/ w tow package	60891-00
SEW Movimot 24V key pad speed control	62302-00

Spare Parts Kits

Description	Part no.
Basic spare parts kit	63166-00
Comprehensive spare parts kit	63165-00

Wastecorp Mud Sucker® 2B-M-DD™ Series



Applications

- General wastewater, septic pumping, waste oil
- Food processing waste, heavy use applications

Benefits


- Engine driven double diaphragm pump
- 1½ or 2" connection
- Double the capacity
- Gas or diesel engine
- Robust design

Performance Range

Max. capacity	40 GPM
Max. suction lift	20' vertical or 75' horizontal (with foot valve)
Max. discharge head	50' vertical or 22 psi max
Solids handling	1½" dia or 50% by volume

Pump and Motor Specifications

Suction inlet/outlet size	1½" or 2" MNPT (optional male camlock)
Max. liquid temperature	140°F (60°C) continuous
Pump body casing	Aluminum A356, heat treated
Diaphragm	7" OD SBR rubber with nylon reinforcement
Ball valves	Urethane
Gearbox	SEW Eurodrive or Siemens
Crankarm & Pump Rod Assembly	AISI 12L14 carbon steel
Max. Pump Operating Speed	70 RPM



2B-M-DD™ Series Model Selection


Model	Part no.
Gas engine, 5 hp, Honda GX Series	63365-00
Diesel engine, Hatz	63365-10

Accessories

Description	Part no.
Strainer (sq. hole)	34383-00
Hose, non-collapsible, EPDM rubber, 2"x20 ft. Camlocks included.	60718-00
Hose, discharge, lay flat, brown, 2"x50 ft	51333-10
Air Chamber with tee assembly (recommended for pumping water to reduce pulsation)	62742-00
Pump mounted on ATV trailer/ w tow package	60891-00

Spare Parts Kits


Description	Part no.
Basic spare parts kit	63166-00
Comprehensive spare parts kit	63165-00





Mud Sucker 3B Series installation at an international oil refinery. This pump transfers wastewater mixed with traces of oil sludge and grit. Pump includes an explosion proof motor. Mud Sucker pumps are not only the North American standard for diaphragm pumps, they are gaining recognition for pumping excellence worldwide.

Wastecorp Mud Sucker® 3B-EC™ Series



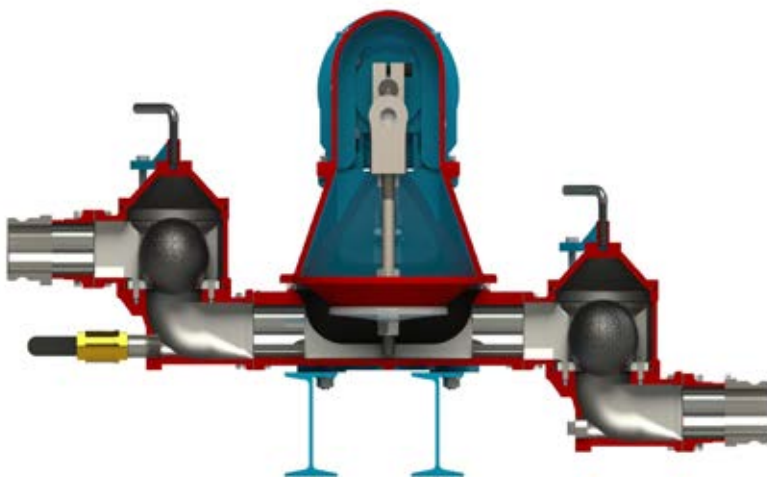
Performance Range

Max. capacity	80 GPM
Max. suction lift	20' vertical or 75' horizontal
Max. discharge head	50' vertical or 300' horizontal
Solids handling	2¼" dia. or 50% by volume

Pump Specifications

Suction inlet/outlet size	3"x3" MNPT, or ANSI flange
Max. liquid temperature	140°F (60°C) continuous*
Pump body casing	Cast iron, ASTM-A48
Diaphragm	13" OD TPE Santoprene®
Ball valves	Urethane with steel core
Gear reducer	SEW Eurodrive/Siemens
Crankarm	AISI 1045 HR steel
Valve chambers	Cast iron, ASTM-A48
Pump operating speed	60 RPM

3B-EC™ Cutaway Drawing



Applications

- Higher solids handling applications including mining, construction, agriculture and more.
- Specialty models designed for refinery sludge, tar sands and shale applications.

Benefits

- Severe duty grade valve chamber with steel core ball valves to crush solids.
- Premium cast iron design for high wear life and long life cycles.
- Stainless steel, cast iron or bronze valve seats available.

3B-EC™ Series Model Selection

Model	Part no.
Three phase. 3 HP/1800RPM/3/60/230-460V (or 575V)	64324-00
Single phase. 3 HP/1800RPM/1/60/115-230V	64324-10
Three phase explosion proof. 3 HP/1800RPM/3/60/230-460V (or 575V)	64324-20
Single phase explosion proof. 3 HP/1800RPM/1/60/115-230V TEXP	64324-30
Inline piping configuration	Call

3B-EC™ Accessories

Description	Part no.
Pressure sensor assembly (advised)	65019-00
Hose, non-collapsible, EPDM rubber, 3"x20'. Camlocks included.	60723-00
Starter control panel	61492-00
Air chamber with T assembly	65215-00
Air chamber with ANSI manifold	60535-00
Trailer mounted (utility, non-DOT)	61745-00
Professional Wagon, 16" pneumatic tires, 2200 lb chassis	64658-00
Speed Control, SEW Movimot, 24V keypad	62304-00

Spare Parts Kits

Description	Part no.
Basic spare parts kit	61687-00
Comprehensive spare parts kit	61689-00

3B-EC Standard Design



Mud Sucker B Series at a food processing facility. This application involves separating oil and waste water and then pumping for further treatment.

Optional Configurations/Accessories



Speed control



In line piping



Air chambers (pulsation reduction)



Trailer mounted



Wheel kit (dolly)



ATV package w/ control panel



OEM Suction/discharge hoses



OEM Spare Parts Kits



Mud Sucker 3B Series installation at a Silicon Valley tech company's cooling tower operations. Technology companies require heavy duty pumps to handle their various pumping needs in a rapidly expanding industry. This installation features the in line piping orientation which saves space. Available as an option.



Wastecorp Mud Sucker® 3B-M™ Series



Diesel model shown


Performance Range

Max. capacity	80 GPM
Max. suction lift	20' vertical or 75' horizontal
Max. discharge head	50' vertical or 300' horizontal
Solids handling	2¼" dia or 50% by volume

Pump Specifications

Suction inlet/outlet size	3"x3" (male threaded), optional camlock or ANSI flange
Max. liquid temperature	140°F (60°C) continuous*
Pump body casing	Cast Iron (ASTM A48)
Diaphragm	13" OD TPE Santoprene®
Ball valves	Urethane with steel core
Gear reducer	SEW Eurodrive/Siemens
Crankarm	AISI 1045 HR steel
Valve chambers	Cast iron ASTM A48
Pump operating speed	60 RPM

3B-M™ Cutaway



Applications

- Portable applications for high solids content fluid handling applications
- Federal and military specifications available

Benefits

- Rear discharge for easy hose connection on trailer mounted model (shown)
- 4½" urethane ball valves
- Patented design for clog free pumping

3B-M™ Series Model Selection

Model	Part no.
Honda gas engine w/gear reducer (e-start)	62545-00
Kohler diesel engine with gear reducer (e-start)	62545-10

3B-M™ Accessories

Description	Part no.
Camlock, 3" aluminum male	60270-00
Hose, non-collapsible BLK, EPDM rubber, 3"x20'. Camlocks included.	60723-00
Trailer mounted, utility (non-DOT)	61745-00
Wheel kit (dolly style)	61316-00
Professional Wagon kit, 16" pneumatic tires	64658-00
Air chamber with tee assembly (discharge side). Pulsation dampening	65215-00
Strainer, 3" FNPT	31345-00
Check valve, swing, 3" FNPT	61245-00

Spare Parts Kits

Description	Part no.
Basic spare parts kit	61687-00
Comprehensive spare parts kit	61686-00



The Mud Sucker 3BM-T conquers debris laden waste at sewer reconstruction projects, mining and many construction related applications. Shown: Mud Sucker 3BM-T off road trailer model with turf tires to reduce impact on existing landscaping.

Optional Configurations/Accessories



Wheel kit (dolly)



Mobility skid



ATV wagon



Trailer mounted



Trailer mounted pump mover



OEM spare parts kit



Suction/discharge hose



Diesel engine (e-start)

Wastecorp Mud Sucker® 4B-EC™ Series




Performance Range

Max. capacity	110 GPM
Max. suction lift	20' vertical or 75' horizontal
Max. discharge head	50' vertical or 300' horizontal
Solids handling	2¼" dia or 50% by volume

Pump Specifications

Suction inlet/outlet size	4"x4" MNPT (male threaded), optional camlock or ANSI flange
Max. liquid temperature	140°F (60°C) continuous*
Pump body casing	Cast Iron (ASTM A48)
Diaphragm	14¼" OD TPE Santoprene®
Ball valves	Urethane with steel core
Gear reducer	SEW Eurodrive/Siemens
Crankarm	Cold roll steel 1018 (drive hub)
Valve chambers	Cast iron ASTM A48
Pump operating speed	60 RPM

4B-EC™ Cutaway



4B-EC™ Series Model Selection

Model	Part no.
Three phase. 5 HP/1800RPM/3/60/230-460V (or 575V)	64500-00
Single phase. 5 HP/1800RPM/1/60/115-230V	64500-10
Three phase explosion proof. 5 HP/1800RPM/3/60/230-460V (or 575V)	64500-20
Single phase explosion proof. 5 HP/1800RPM/1/60/115-230V TEXP	64500-30

4B-EC™ Accessories

Description	Part no.
Pressure sensor assembly (advised)	65019-00
Hose, non-collapsible, EPDM rubber, 4"x20'. Camlocks included.	60728-00
Air chamber with tee assembly (pulsation control)	65211-00
Air chamber with ANSI manifold	63948-00
Professional wagon kit, 16" pneumatic tires	61748-00
Speed control, SEW Movimot, 24V keypad	62304-00
Starter control panel w/NEMA 12 protection	61744-00
Camlock 4"	60469-00

Spare Parts Kits

Description	Part no.
Basic spare parts kit	61740-00
Comprehensive spare parts kit	61741-00

Wastecorp Mud Sucker® 4B-M™ Series



The 4B-M features valve chambers on both the suction and discharge with steel core ball valves to crush solids. Valve cover features a quick opening design to service interior.

Standard 9 hp gas engine with automatic start feature. Diesel engines also available. Connected to a heavy duty gear motor.




Performance Range

Max. capacity	110 GPM
Max. suction lift	20' vertical or 75' horizontal
Max. discharge head	50' vertical or 300' horizontal
Solids handling	2¼" dia. or 50% by volume

Pump Specifications

Suction inlet/outlet size	4"x4" MNPT (male threaded), optional camlock or ANSI flange
Max. liquid temperature	140°F (60°C) continuous*
Pump body casing	Cast Iron (ASTM A48)
Diaphragm	14¾" OD TPE Santoprene® severe duty
Ball valves	Urethane with steel core
Gear reducer	SEW Eurodrive/Siemens
Valve chambers	Cast iron ASTM A48
Pump rod	AISI 12L14 carbon steel

4B-M™ Cutaway



4B-M™ Series Model Selection

Model	Part no.
Honda gas engine w/gear reducer (e-start)	64411-00
Kohler diesel engine (e-start)	64411-10

4B-M™ Accessories

Description	Part no.
Camlock, 4"	60469-00
Hose, non-collapsible, EPDM rubber, 4"x20'. Camlocks included.	60728-00
Air chamber with tee assembly (pulsation control)	65211-00
Hose, discharge, layflat, brown, 4"x50'.	51335-10
Professional Wagon kit, 16" pneumatic tires	61748-00
Trailer, utility (non-DOT), 2" ball hitch	61746-00
Strainer, 4" square hole	31760-00

Spare Parts Kits

Description	Part no.
Basic spare parts kit	61740-00
Comprehensive spare parts kit	61741-00

Wastecorp Mud Sucker® 3B-EC-DD™ Series




Performance Range

Max. capacity	160 GPM
Max. suction lift	20' vertical or 75' horizontal
Max. discharge head	50' vertical or 300' horizontal
Solids handling	1¼" dia or 50% by volume
Pump type	Double diaphragm pump

Pump Specifications

Suction inlet/outlet size	3" FNTP, ANSI, flange or camlock
Max. liquid temperature	140°F (60°C) continuous*
Pump body casing	Cast Iron (ASTM A48; Class 30)
Diaphragm	13" OD TPE Santoprene® Severe duty
Ball valves	Urethane with steel core
Gear reducer	SEW Eurodrive/Siemens
Crankarm	AISI 1045 HR steel
Pump rod	AISI 12L14 carbon steel
Pump operating speed	66 RPM

3B-EC-DD™ Cutaway



3B-EC-DD™ Series Model Selection

Model	Part no.
Three phase. 5 HP/1800RPM/3/60/230-460V (or 575V)	64375-00
Single phase. 5 HP/1800RPM/1/60/115-230V	64375-10
Three phase explosion proof. 5 HP/1800RPM/3/60/230-460V (or 575V)	64375-20
Single phase explosion proof. 5 HP/1800RPM/1/60/115-230V TEXP	64375-30

3B-EC-DD™ Accessories

Description	Part no.
Pressure sensor assembly (Advised)	65019-00
Hose, non-collapsible, EPDM rubber, 3"x20'. Camlocks included.	60724-00
Air chamber assembly (pulsation control)	24900-00
Trailer (non-DOT) 2" ball hitch	61747-00
Camlock, 3"	60466-00
Speed Control, SEW Movimot, 24V keypad	62305-00
Starter Control Panel w/NEMA 12 protection	61744-00


Spare Parts Kits

Description	Part no.
Basic spare parts kit	61687-10
Comprehensive spare parts kit	61689-10

Wastecorp Mud Sucker® 3B-M-DD™ Series



Trailer mounted



Stationary


Performance Range

Max. capacity	160 GPM
Max. suction lift	20' vertical or 75' horizontal
Max. discharge head	50' vertical or 300' horizontal
Solids handling	1¼" dia or 50% by volume
Pump type	Double diaphragm pump

Pump Specifications

Suction inlet/outlet size	3" FNTP, ANSI, flange or camlock
Max. liquid temperature	140°F (60°C) continuous*
Pump body casing	Cast Iron (ASTM A48; Class 30)
Diaphragm	13" OD TPE Santoprene®
Ball valves	Urethane with steel core
Gear reducer	SEW Eurodrive/Siemens
Crankarm	AISI 1045 HR Steel
Pump rod	AISI 12L14 Carbon Steel
Pump operating speed	66 RPM

3B-M-DD™ Cutaway



3B-M-DD™ Series Model Selection

Model	Part no.
Honda gas engine w/gear reducer (e-start)	64377-00
Kohler diesel engine (e-start)	64377-10

3B-M-DD™ Accessories

Description	Part no.
Pressure relief valve (Advised), 2" FNTP set @60 psi	19022-60
Hose, non-collapsible, EPDM rubber, 3"x20'. Camlocks included.	60723-00
Air chamber assembly (pulsation control)	24900-00
Trailer - utility (non-DOT) 2" ball hitch	61747-00
Camlock, 3"	60466-00
Strainer, 3" FNTP, square hole	31345-00
Hose, discharge, layflat brown, 3"x50'	51334-10
Pressure gauge, w/dia. seal	22805-00

Spare Parts Kits

Description	Part no.
Basic spare parts kit	61687-10
Comprehensive spare parts kit	61689-10

* Tested based on pumping water. Fluid handling rate may be impacted by quantity of elbows in the system, thickness of fluid, altitude and other factors. Locate pump as close to pumping source as possible.

Wastecorp Mud Sucker® 4B-EC-DD™ Series



Applications

- Higher solids handling applications including mining, construction, agriculture and more
- Specialty models designed for refinery sludge, tar sands and shale applications

Benefits

- Severe duty grade valve chamber with steel core ball valves to crush solids
- Premium cast iron design for high wear life and long life cycles
- Stainless steel, cast iron or bronze valve seats available


Performance Range

Max. capacity	220 GPM
Max. suction lift	20' vertical or 75' horizontal
Max. discharge head	50' vertical or 300' horizontal
Solids handling	2¼" dia or 50% by volume

Pump Specifications

Suction inlet/outlet size	4"x4" ANSI flange (optional FNPT or male camlock)
Max. liquid temperature	140°F (60°C) continuous*
Pump body casing	Cast Iron (ASTM A48; Class 30)
Diaphragm	TPE Santoprene®
Ball valves	Urethane with steel core
Gear reducer	SEW Eurodrive/Siemens
Crankarm	Cold roll steel 1018 (Drive Hub)
Pump rod	AISI 12L14 Carbon Steel

4B-EC-DD™ Cutaway



4B-EC-DD™ Series Model Selection

Model	Part no.
Three phase. 7.5 HP/1800RPM/3/60/230-460V (or 575V)	61736-00
Single phase 7.5 HP/1800RPM/1/60/115-230V	61736-10
Three phase explosion proof. 5 HP/1800RPM/3/60/230-460V (or 575V)	61736-20
Single phase explosion proof. 7.5 HP/1800RPM/1/60/115-230V	61736-30

4B-EC-DD™ Accessories

Description	Part no.
Pressure sensor assembly	65019-00
Hose, non-collapsible, EPDM rubber, 4"x20'. Camlocks included.	60728-00
Air chamber assembly (pulsation control)	24900-00
Utility trailer assembly, 2" ball hitch	64686-02
Internal wet section coated with DFT film or epoxy	Call
Starter Control Panel w/NEMA 12 protection	62350-00
Flange, 4" FNPT	16587-00

Spare Parts Kits

Description	Part no.
Basic spare parts kit	63167-00
Comprehensive spare parts kit	63168-00

* Tested based on pumping water. Fluid handling rate may be impacted by quantity of elbows in the system, thickness of fluid, altitude and other factors. Locate pump as close to pumping source as possible.

Wastecorp Mud Sucker® 4B-M-DD™ Series




Performance Range

Max. capacity	220 GPM
Max. suction lift	20' vertical or 75' horizontal
Max. discharge head	50' vertical or 300' horizontal
Solids handling	2¼" dia or 50% by volume

Pump Specifications

Suction inlet/outlet size	4"x4" ANSI flange (optional FNPT or male camlock)
Max. liquid temperature	140°F (60°C) continuous*
Pump body casing	Cast Iron (ASTM A48; Class 30)
Diaphragm	TPE Santoprene®
Ball valves	Urethane with steel Core
Gear reducer	SEW Eurodrive/Siemens
Crankarm	Cold roll steel 1018 (Drive Hub)
Pump rod	AISI 12L14 carbon steel
Pump operating speed	60 RPM

4B-EC-DD™ Cutaway



4B-M-DD™ Series Model Selection

Model	Part no.
11 HP Honda GX340 Gas Engine (electric start)	61728-00
9 HP Kohler/Yanmar Diesel Engine (electric start)	61728-10

4B-M-DD™ Accessories


Description	Part no.
Pressure relief valve (Advised), 2" FNTP set @60 psi	19022-60
Hose, non-collapsible, EPDM rubber, 4"x20'. Camlocks included.	60728-00
Air chamber assembly (pulsation control)	24900-00
Utility trailer assembly, 2" ball hitch	64686-02
Internal wet section coated with DFT film or epoxy	Call
Camlock, 4"	61006-00
Flange, 4" FNPT	16587-00
Pressure gauge, w/dia. seal	22805-00

Spare Parts Kits

Description	Part no.
Basic spare parts kit	63167-00
Comprehensive spare parts kit	63168-00

* Tested based on pumping water. Fluid handling rate may be impacted by quantity of elbows in the system, thickness of fluid, altitude and other factors. Locate pump as close to pumping source as possible.

Wastecorp Mud Sucker® BW-EC™ Series



Performance Range

Max. capacity	80 GPM/110 GPM
Max. suction lift	25' vertical or 75' horizontal
Max. discharge head	50' vertical or 300' horizontal
Solids handling	1-5/8" / 2 1/4" dia or 50% by volume

3" / 4"

Pump Specifications

Suction inlet/outlet size	3"x3" / 4"x4" MNPT (ANSI flange, camlock)
Max. liquid temperature	140°F (60°C) continuous*
Pump body casing	Cast Iron (ASTM A48; Class 30)
Diaphragm	TPE Santoprene® Severe duty
Ball valves	Urethane with Steel Core
Gear reducer	SEW Eurodrive/Siemens
Crank shaft	Ductile iron
Connecting rod	Cast iron
Pump operating speed	60 RPM

BW-EC™ Cutaway



BW-EC™ Series Model Selection

Model	Part no.
3" model. Three phase. 3 HP/1800RPM/3/60/230-460V (or 575V)	62548-00
3" model. Single phase 3 HP/1800RPM/1/60/115-230V	62548-10
3" model. Three phase explosion proof. 3 HP/1800RPM/3/60/230-460V (or 575V)	62548-20
3" model. Single phase explosion proof. 3 HP/1800RPM/1/60/115-230V	62548-30
4" model. Three phase. 5 HP/1800RPM/3/60/230-460V (or 575V)	62548-00
4" model. Single phase 5 HP/1800RPM/1/60/115-230V	Call
4" model. Three phase explosion proof. 5 HP/1800RPM/3/60/230-460V (or 575V)	Call
4" model. Single phase explosion proof. 5 HP/1800RPM/1/60/115-230V	Call

BW-EC™ Accessories

Description	Part no.
Discharge pressure gauges (Recommended)	22805-00
Hose, non-collapsible BLK, EPDM rubber, 3"x20'. Camlocks included.	60723-00
Air chamber assembly w/ nipple and manifold	24900-00
Utility trailer assembly, 2" ball hitch	61747-00

Spare Parts Kits

Description	Part no.
Basic spare parts kit, 3BW Series	61687-00
Basic spare parts kit, 4BW Series	61740-00
Comprehensive spare parts kit, 3BW Series	63271-00
Comprehensive spare parts kit, 4BW Series	63272-00

Wastecorp Mud Sucker® BW-M™ Series



Performance Range

Max. capacity	80 GPM/110 GPM
Max. suction lift	25' vertical or 75' horizontal
Max. discharge head	50' vertical or 300' horizontal
Solids handling	1-5/8" / 2 1/4" dia. or 50% by volume

3"/4"

Pump Specifications

Suction inlet/outlet size	3"x3" / 4"x4" MNPT (ANSI flange, camlock)
Max. liquid temperature	140°F (60°C) continuous*
Pump body casing	Cast Iron (ASTM A48; Class 30)
Diaphragm	TPE Santoprene® Severe duty
Ball valves	Urethane with Steel Core
Crank shaft	Ductile iron
Crank shaft	Ductile iron
Connecting rod	Cast iron
Pump operating speed	60 RPM

BW-M™ Cutaway



Applications

- Mining, municipal wastewater treatment, pulp and paper transfer, industrial sludge
- Any fluid that contains solids or slurry
- Mobile dewatering applications

Benefits

- Proven design for over 80 years.
- Walking beam style with check ball technology
- Bronze, cast iron or stainless steel valve seats available
- Pump piping orientation can be customized
- Electric, engine, hydraulic or air driven available

BW-M™ Series Model Selection

Model	Part no.
3" model. Honda GX340 gas engine (electric start)	Call
3" model. Kohler diesel engine (electric start)	Call
4" model. Honda GX340 gas engine (electric start)	61764-00
4" model. Kohler diesel engine (electric start)	61764-10

BW-M™ Accessories

Description	Part no.
Discharge pressure gauges (Recommended)	22805-00
Hose, non-collapsible BLK, EPDM rubber, 3"x20'. Camlocks included.	60723-00
Air chamber assembly w/ nipple and manifold	24900-00
Utility trailer assembly, 2" ball hitch	61747-00
Internal wet section coated with DFT film or epoxy	Call

Spare Parts Kits

Description	Part no.
Basic spare parts kit, 3BW Series	61687-00
Basic spare parts kit, 4BW Series	61740-00
Comprehensive spare parts kit, 3BW Series	63271-00
Comprehensive spare parts kit, 4BW Series	63272-00

Wastecorp Mud Sucker® Air Operated Diaphragm Pumps



Most Mud Sucker Diaphragm pump models are available with air operated drive systems for facilities with air hose lines or compatible compressors. Contact Wastecorp for the full range of CFM requirements and drive manufacturers. See a select range of AOD pumps below with part number, model and description.

Part#	Model	Description
64809-00	2FAC-AP	2" Mud Sucker diaphragm pump with pneumatic drive and next generation flapper system
64994-40	3FAC-AP	3" Mud Sucker Diaphragm Pump with pneumatic drive and next generation flapper system
61357-00	3FA-AP	3" Mud Sucker Diaphragm Pump with pneumatic drive and original flapper system
64812-00	2FAC-AP-DD	2" Mud Sucker double diaphragm pump with pneumatic drive and next generation flapper system
61776-00	3FA-AP-DD	3" Mud Sucker original flapper style double diaphragm pump with pneumatic drive and next generation flapper system
64995-40	3FAC-AP-DD	3" Mud Sucker double diaphragm pump with pneumatic drive and next generation flapper system
64746-50	4FAC-AP	4" Mud Sucker diaphragm pump with pneumatic drive and next generation flapper system
61512-00	2B-AP	2" Mud Sucker diaphragm pump with pneumatic drive and ball valve fluid management technology
61770-00	3B-AP	3" Mud Sucker diaphragm pump with pneumatic drive and ball valve fluid management technology
61779-00	4B-AP	4" Mud Sucker diaphragm pump with pneumatic drive and ball valve fluid management technology
61766-00	2B-AP-DD	2" Mud Sucker double diaphragm pump with pneumatic drive and ball valve fluid management technology
64378-00	3B-AP-DD	3" Mud Sucker double diaphragm pump with pneumatic drive and ball valve fluid management technology
61781-00	4B-AP-DD	4" Mud Sucker double diaphragm pump with pneumatic drive and ball valve fluid management technology

Wastecorp Mud Sucker® Hydraulic Powered Diaphragm Pumps



If your facility or application has access to hydraulic fluid lines, then the Mud Sucker HP Series (hydraulic pumps) may be a good fit for you. Wastecorp offers a full range of hydraulic drive options available from the industry's top rated manufacturers. See a select range of Mud Sucker hydraulic diaphragm pumps below with part number, model and description.

Part#	Model	Description
64810-00	2FAC-HP	2" Mud Sucker diaphragm pump with hydraulic drive and next generation flapper system
64994-50	3FAC-HP	3" Mud Sucker diaphragm pump with hydraulic drive and next generation flapper system
64746-00	4FAC-HP	4" Mud Sucker diaphragm pump with hydraulic drive and next generation flapper system
61777-00	3FA-HP	3" Mud Sucker Diaphragm Pump with hydraulic drive and original flapper system
64813-00	2FAC-HP-DD	2" Mud Sucker double diaphragm pump with hydraulic drive and next generation flapper system
64995-50	3FAC-HP-DD	3" Mud Sucker double diaphragm pump with hydraulic drive and next generation flapper system
61513-00	2B-HP	2" Mud Sucker diaphragm pump with hydraulic drive and ball valve fluid management technology
64496-00	3B-HP	3" Mud Sucker diaphragm pump with hydraulic drive and ball valve fluid management technology
64503-00	4B-HP	4" Mud Sucker diaphragm pump with hydraulic drive and ball valve fluid management technology
61767-00	2B-HP-DD	2" Mud Sucker double diaphragm pump with hydraulic drive and ball valve fluid management technology
64376-00	3B-HP-DD	3" Mud Sucker double diaphragm pump with hydraulic drive and ball valve fluid management technology
61782-00	4B-HP-DD	4" Mud Sucker double diaphragm pump with hydraulic drive and ball valve fluid management technology

North America: 1-888-829-2783

Fax: 1-888-883-3320

Worldwide: +1-201-445-2882

Fax: +1-201-445-3252

E-mail: info@wastecorp.com

Internet: www.wastecorp.com

FOR TOUGH PUMPING APPLICATIONS YOUR PUMP BETTER HAVE ATTITUDE.

Mud Sucker Diaphragm Pumps provide multi-industry solutions to transfer over 1000 kinds of liquids including municipal sewage, slurry, food processing waste, oils and more. From heavy duty flapper valve models for lighter waste transfer to severe duty ball valve style pumps to crush solids, Mud Sucker's are available in single and double diaphragm models.

Select from 1½" - 4" connection sizes and transfer up to 220 GPM. With a patented design, including our exclusive contoured velocity channel and specialty models like hydraulic and pneumatic pumps, once you use a Wastecorp Mud Sucker you'll see why there is simply no other diaphragm pump like it on the market.



WASTECORP.
Pumps®

Specifications, literature and illustrative material in this diaphragm pump manufacturer brochure are accurate at the time of publication but are subject to change without notice.

Illustrations may include optional equipment and accessories and may not include all standard equipment. Wastecorp and globes are trademarks of WPI/Wastecorp Pumps. Wastecorp Pumps is the exclusive manufacturer of these brands worldwide under license. Marks are protected in North America and worldwide.

© 2023 WPI. All rights reserved. New York, NY 10024.
NYC/West85 Djs 02/01/23 V1. Litho in the United States of America.
For a complete engineering specification contact Wastecorp Pumps at 1.888.829.2783 or by E-mail: info@wastecorp.com.

Also on the web at <http://www.wastecorp.com>

In any language, the Mud Sucker is know worldwide as a leading diaphragm pump brand.

diaphragm pump

pompe à membrane

bomba de diafragma

мембранный насос

membranpumpe

pam diafragma