



INDUSTRIAL PUMP BROCHURE

Pump Systems for Industrial Wastewater,
Solids, Slurry and Abrasive Fluid Pumping.

PUMPS DESIGNED FOR ONE APPLICATION. YOURS.

Demonstrated Engineering Excellence in Industrial Pump Manufacturing

Wastecorp has a 30 year track record manufacturing industrial pumps for transferring solids and slurry. From oil and gas to food processing pumps, automotive, mining and power generation, Wastecorp has the expertise to provide both standard pumps and custom pump packages.

Wastecorp specializes in industrial pumps to transfer abrasives, slurry and solids. We offer a wide range of products that can be standardized to fleet specifications across all of your facilities. We use state of the art pump manufacturing processes to ensure your fluid handling operations are productive and efficient.

When you select Wastecorp Pumps you get a committed team of pump manufacturing professionals who are dedicated to solving your pumping challenges. Parts and service are always available from our factory with the added benefit of a pump manufacturing company dedicated to providing easy-to-use and service pumping equipment.





WASTECORP INDUSTRIAL PUMP PRODUCTS

APPLICATIONS

Automotive Industry Pumps

Wastewater and grit pumps
Cutting oil circulation pumps
Paint waste pumps
Machining waste sump pumps
Car wash pumps

Building Trades Pumps

Wastewater sump pumps
Waste containment systems
Water trailers

Railway Industry Pumps

Tanker loading and offloading pumps
Restroom sanitation pumps
General waste water pumps

Septic Pumping Industry Pumps

High suction pumps
Portable toilet servicing pumps

Water Jetting Industry Pumps

Pipe cleaning pumps and systems
Trailer mounted waste containment and jetting systems

Pulp and Paper Industry Pumps

Wastewater pumps
Mill wastewater pumps

Power Generation Pumps

Floor drainage pumps
Coal runoff pumps
Mobile freshwater pump systems
Cooling water pumps
Holding pond transfer pumps

Oil and Gas Industry

Refinery sludge pumps
Fracking mud pumps
Wastewater recovery pumps
Oil transfer pumps

Mining Pumps

Abrasive and Corrosive fluid handling pumps
Water reclamation pumps
Mine dewatering pumps
Spillage pumps

Mud Sucker® Diaphragm Pumps

Wastecorp's Mud Sucker brand diaphragm pumps are available in single and double diaphragm pump models for a wide range of industrial fluid handling applications. Materials of construction can adapt to your unique fluid handling environment. Stationary, skid mounted, trailer mounted and ATV packages are available. Select from gas, diesel, natural gas power, propane, electric, air driven or hydraulic power units.

Trash Flow® Self Priming Centrifugal Pumps

Wastecorp Trash Flow Trash pump products are ideal for many industrial pumping applications. Select from wet prime, dry prime or high head applications. Trailer mounted, Tier 4 compliant engines, stationary flex coupled or v belt and skid mounted packaged systems are available.

Super Duty® Vacuum Pumps

The Super Duty Vacuum Pump product line from Wastecorp is the new standard for high suction power industrial waste pumping, jetting applications and containment solutions. Select from vacuum trailers or slide in units with high CFM suction power. Designed for septic pumping, grease trap waste, grit pumping and jetting.

Sludge Master® Plunger Pumps

The ultimate heavy slurry and solids handling pump with the ability to pump both screened and unscreened slurry.

Sludge Pro® Double Disc Pumps

Low maintenance solids and slurry pumps for industrial wastewater pumping applications.

Wastecorp® Honey Wagons

If your industrial application involves pumping and containing waste then the Wastecorp Honey Wagon is your ticket to job site productivity. Select from 50-5000 gallon tank sizes mounted on our exclusive galvanized trailers or skid packages. Utilizing our own Mud Sucker Diaphragm Pump technology.

Water Trailers

Move fresh water anywhere you need it with Wastecorp's extensive line of water trailers. Complete with galvanized trailers and high pressure water delivery, your job site will have fresh water when you need it. FDA compliant models for drinking water now available.

Industrial Lift Station Packages

Wastecorp above ground lift stations transfer industrial solids laden wastewater. We use our exclusive Trash Flow wet prime, self priming centrifugal pumps and integrated control panels. Enclosures are available along with fast lead times to get your lift station in operation.



PUMP QUALITY, CUSTOMER SUPPORT AND WARRANTY

QUALITY AND CUSTOMER SUPPORT

Your municipality can count on top rated support throughout the life cycle of your Wastecorp industrial pump. As an ISO 9001, ISO 14001 certified pump manufacturer we ensure that our high quality products and standards.

TRAINING

Wastecorp provides detailed municipal pump training seminars for both new installations and providing guidance to new employees. Both on-site and classroom training is available. Your operators will learn best practices on Wastecorp pump technology and how to enhance productivity.

SERVICE

Wastecorp specializes in manufacturing municipal pumping equipment that is easy-to-use and maintain. Our factory service technicians and local Wastecorp partners can provide services including rebuilds and retrofits to keep your pumps operating at peak performance.

PARTS

Industrial pump parts are stocked for next day delivery if necessary in most areas.

PUMP WARRANTY PROGRAM

With a track record of over 30 years in the industrial pump manufacturing industry, Wastecorp has always stood behind the wastewater pump products we manufacture. Wastecorp's limited pump warranty program is among the best warranties in the pump manufacturing business.



HI SUCTION POWER INDUSTRIAL VACUUM PUMPS

SUPER DUTY® VACUUM PUMPS THE ULTIMATE SEWAGE PUMP.

When pumping septic tank waste, grease traps, portable toilets and general wastewater, Wastecorp's Super Duty Vacuum Trailers and slide in units provide the heavy duty suction power you need. Available in gas, electric or diesel and a variety of suction power options. Wastecorp also offers dual compartment systems with waste and fresh water in one tank. Dual compartment systems include dedicated pumps and hoses for waste and water.



SUPER DUTY® COMPACT VACUUM PUMPS

Cart Style, Trailer or Slide In

Tank Sizes: 50, 100, 300 gallons

Vacuum Options: 127 CFM, 230 CFM, 363 CFM, 512 CFM

Power Options: Gas, diesel, electric

Options: Hydraulic tilt, rear man ways



SUPER DUTY® HIGH CAPACITY VACUUM PUMPS

High Volume Pump Out Systems

Tank Sizes: 500-1600 gallons

Vacuum Options: 127 CFM, 230 CFM, 363 CFM, 512 CFM

Options: Gas, diesel, electric



SUPER DUTY® SLIDE-IN VACUUM PUMPS

Stationary and Mobile Pump Systems

Tank Sizes: 50-2000 gallons

Vacuum Options: 127 CFM, 230 CFM, 363 CFM, 512 CFM

Power Options: Gas, diesel, electric

Mounting: Truck, trailer, land



SUPER DUTY® CUSTOM SPECS

Industry Specific Waste Pumps

Tank Sizes: 50-2000 gallons

Vacuum Options: 127 CFM, 230 CFM, 363 CFM, 512 CFM

Configurations: Agricultural tires, hydraulics, jetting systems, specialized mountings



SUPER DUTY® DUAL COMPARTMENT VACUUM PUMPS

Waste and Water Compartments

Waste Tank Sizes: 50-2000 gallons

Water Compartment Sizes: 100,200,300 400 gallons

Vacuum Options: 127 CFM-512 CFM

Power Options: Gas, diesel, electric

Mounting: Truck, trailer, land



SUPER DUTY® DEDICATED VEHICLE

Vacuum Pump Vehicles

Tank Sizes: 50-200 gallons

Vacuum Options: 127 CFM, 230 CFM, 363 CFM, 512 CFM

Configurations: Mounting on Taylor-Dunn, John Deere Gator, Kawasaki, Polaris



HIGH PERFORMANCE INDUSTRIAL DIAPHRAGM PUMPS

Mud Sucker Diaphragm Pumps provide a wide variety of options for pumping wastewater containing grit and solids around industrial job sites. Select from mobile and stationary models with electric, gas, diesel, air or hydraulic power.

MUD SUCKER® DIAPHRAGM PUMPS THE PUMP WITH ATTITUDE.

The Mud Sucker diaphragm pump product line is America's favorite diaphragm pump for moving slurry and solids. Wastecorp offers custom diaphragm pump configurations with available control panels, floats, variable frequency drives (VFDs) or EXP motors.



MUD SUCKER® 2FA™ SERIES

Standard Duty

Size: 2" (51 mm)
Max Capacity: 20 GPM (1.26 lps)
Max Head: 50' (15 m)
Max. Solids: 1.5" (38 mm)



MUD SUCKER® DOUBLE DIAPHRAGM PUMPS

Higher Capacity Diaphragm Pumps

Size: 2", 3", 4", 6" (51 mm, 76 mm, 102 mm, 152 mm)
Max Capacity: 220 GPM (14 lps)
Max Head: 50' (15 m)
Max. Solids: 2.5" (63 mm)



MUD SUCKER® 3FAC™ SERIES

Heavy Duty Diaphragm Pumps

Size: 3" (76 mm)
Max Capacity: 80 GPM (5 lps)
Max Head: 50' (15 m)
Max. Solids: 2.25" (57 mm)



MUD SUCKER® MOBILE SERIES

Higher Capacity Diaphragm Pumps

Size: 2", 3", 4", 6" (51 mm, 76 mm, 102 mm, 152 mm)
Max Capacity: 220 GPM (14 lps)
Max Head: 50' (15 m)
Max. Solids: 2.25" (57 mm)



Single and Double Diaphragm Models



Custom Packages for Specific Industries



Designed for Heavy Duty Use

INDUSTRIAL WASTE CONTAINMENT SYSTEMS



Wastecorp waste containment systems transfer wastewater, waste oil, select chemicals and general wastewater into a temporary holding tank for responsible discharge later. We use Mud Sucker pump technology to pump waste.

WASTECORP® HONEY WAGONS WASTE CONTAINMENT SOLUTIONS

Wastecorp honey wagons are available in 50-5000 gallons sizes. Select from electric, gas, diesel, air and hydraulic drive systems. Trailer systems are DOT compliant with electric brakes, LED lights and galvanized frames with diamond plate decking.



HW-50-200™ SERIES

Medium Duty

Tank Sizes: 50, 100, 150, 200 gallons

Pump: Mud Sucker 2", 3" or 4"

Max. Solids: 2.25" (57 mm)*

Packages: ATV tow package, skid mounted, Turf trailer mounted



HW-500-1000™ SERIES

Higher Capacity Honey Wagons

Tank Sizes: 500, 700, 1000 gallons

Pump: Mud Sucker 2", 3" or 4"

Max. Solids: 2.25" (57 mm)*

Packages: Trailer mounted, skid mounted



HW-300™ SERIES

SINGLE AXLE TRAILER

Tank Size: 325 gallons

Pump: Mud Sucker 2", 3" or 4"

Max. Solids: 2.25" (57 mm)*

Packages: Trailer mounted, skid mounted



HW-1600-5000™ SERIES

Ultra-High Capacity Waste Containment

Tank Size: 1600, 2000, 2600, 5000 gallons

Pump: Mud Sucker 2", 3" or 4"

Max. Solids: 2.25" (57 mm)*

Packages: Trailer mounted, skid mounted



Compact ATV Tow Packages Available



Waste + Water Tanks With Separate Pumps



High Volume Models

* When using 3" or 4" pump




LOW MAINTENANCE INDUSTRIAL PUMPS

Wastecorp's Sludge Pro double disc pump product line provides low maintenance solutions for slurry and solids handling applications. This an advanced design with minimal servicing required. All maintenance is performed within view of the operator. Ball valve and clack valve models available.

SLUDGE PRO® DOUBLE DISC PUMPS NEXT GENERATION DOUBLE DISC PUMP TECHNOLOGY.

If lower maintenance pump products are on the mind of your facility, consider Wastecorp's revolutionary line of low maintenance double disc pumps. Designed to replace Penn Valley (PVP Pump) and other makes with a more maintenance friendly design.



SLUDGE PRO® DOUBLE DISC PUMP MK SERIES

Heavy-Severe Duty Sludge Pumps
Size: 4", 6", 8", 10"
Max Capacity: 1650 GPM




SLUDGE PRO® TRIPLEX DISC PUMPS

Severe Duty Sludge Pumps
Size: 6" (150mm)
Max Capacity: 375 GPM (24 lps)
Max Head: 184' (56 m)
Max. Solids: 1¾" (44 mm)



SLUDGE PRO® SPACE SAVER DOUBLE DISC PUMPS

Heavy Duty Sludge Pumps
Size: 3", 4", 6" (76mm, 102mm, 150mm)
Max Capacity: 250 GPM (35 lps)
Max Head: 184' (56 m)
Max. Solids: 1¾" (44 mm)



SLUDGE PRO® QUADRUPLEX DISC PUMPS

Severe Duty Sludge Pumps
Size: 6" (150mm)
Max Capacity: 502 GPM (221 lps)
Max Head: 184' (56 m)
Max. Solids: 1¾" (44 mm)



SLUDGE PRO® MOBILE DOUBLE DISC PUMPS

Engine Driven Portable Sewage Pumps
Size: 3", 4", 6" (76mm, 102mm, 150mm)
Max Capacity: 371 GPM (23 lps)
Max Head: 115' (35 m)
Max. Solids: 1¾" (44 mm)
Options: Tier 4 final diesel engines, trailer and skid packages



Select from clack valve
or ball valve on all models


HEAVY INDUSTRIAL SLURRY AND SLUDGE PUMPS



If wastewater containing heavy slurry, solids, abrasives and select chemicals are common in your pumping application then the Sludge Master pump series from Wastecorp can help you manage your process.

SLUDGE MASTER® PLUNGER PUMPS THE ULTIMATE SOLIDS HANDLING PUMP.

Wastecorp's PE, HPE, EHPE and Space Saver Series are the go to pumps for heavy industrial wastewater pumping applications containing solids and abrasives. The Sludge Master transfers tough fluids for industrial slurry, food processing, oil and gas, select chemicals and more.



SLUDGE MASTER® PE SERIES™

Medium-Heavy Duty Sludge Pumps

Size: 4"-6" flanged (102-152mm)
Max Capacity: 495 GPM (31lps)
Max Head: 180' (55 m)
Max. Solids: 1¾" (44 mm)



SLUDGE MASTER® SPACE SAVER™ SERIES

Compact Footprint


Size: 4"-6" flanged (102-152mm)
Max Capacity: 371 GPM (23 lps)
Max Head: 115' (35 m)
Max. Solids: 1¾" (44 mm)



SLUDGE MASTER® HPE SERIES™

Severe Duty Sludge Pumps


Size: 4"-6" flanged (102-152mm)
Max Capacity: 556 GPM (35 lps)
Max Head: 170' (52 m)
Max. Solids: 1¾" (44 mm)



SLUDGE MASTER® EHPE SERIES™

High Head Applications

Size: 4"-6" flanged (102-152mm)
Max Capacity: 600 GPM (38 lps)
Max Head: 300' (91 m)



SLUDGE MASTER® HPX SERIES™ Mobile Plunger Pumps

Wastecorp Sludge Master HPX Series plunger pumps provide robust pumping capabilities on a trailer or skid mounted configuration. Powered by Tier 4 final diesel engines.



HIGH PERFORMANCE TRASH FLOW[®] SELF PRIMING CENTRIFUGAL PUMPS

TRASH FLOW[®] SELF PRIMERS

Wastecorp's Trash Flow product line is available in 2"-12" connection sizes with fluid handling capabilities up to 5500 GPM. Replace many existing makes with no piping changes. Available in stationary, trailer mounted and skid mounted.



TRASH FLOW[®] TFCC SERIES™ WET PRIME

Size: 2" to 12" (50 mm to 304 mm)
Max Capacity: 5500 GPM (346 lps)
Max Head: 110' (33 m)
Max. Solids: 3" (76 mm)



TRASH FLOW[®] TFCCM™ SERIES ENGINE DRIVEN

Size: 3", 4" 6" (150mm)
Max Capacity: 375 GPM (24 lps)
Max Head: 184' (56 m)
Max. Solids: 3" (76 mm)




TRASH FLOW[®] TFCC-VP™ SERIES HIGH PRESSURE

Size: 3", 4", 6" (76mm, 102mm, 150mm)
Max Capacity: 2250 GPM (142 lps)
Max Head: 250' (76 m)
Max. Solids: 3" (76 mm)



TRASH FLOW[®] HUSHER™ SERIES SILENT PUMP

Size: 3"-12" (76-304mm)
Max Capacity: 5500 GPM (346 lps)
Max Head: 184' (56 m)
Max. Solids: 3" (76 mm)



HEAVY DUTY DRY PRIME PUMPS FOR INDUSTRIAL BYPASS AND BACK-UP APPLICATIONS.

TRASH FLOW[®] DRY PRIME

Trash Flow dry prime products provide portable bypass and back up pump systems for industrial applications. Designed for high volume water transfer including flood control, mining and general wastewater applications. Available in standard and high head models. Our engine Trash Flow TFV Series and Husher silent models are configurable to almost any specification. All of our pump engines are Tier 4 final compliant and available from Hatz, Deutz, John Deere and CAT.



TRASH FLOW[®] TFV SERIES™ DRY PRIME

Size: 4", 6", 8", 12" (102 mm, 150 mm, 203 mm, 305 mm)
Max Capacity: 9500 GPM (600 lps)
Max Head: 200' (61 m)
Max. Solids: 3" (76 mm)



TRASH FLOW[®] HUSHER™ SILENT PUMP

Size: 4", 6", 8", 12" (102 mm, 150 mm, 203 mm, 305 mm)
Max Capacity: 9500 GPM (600 lps)
Max Head: 200' (61 m)
Max. Solids: 3" (76 mm)



TRASH FLOW[®] TFV-H SERIES™ HIGH HEAD DRY PRIME


Size: 4", 6", 8", 12" (102 mm, 150 mm, 203 mm, 305 mm)
Max Capacity: 12000 GPM (757 lps)
Max Head: 720' (219 m)
Max. Solids: 3" (76 mm)



INDUSTRIAL WASTEWATER LIFT STATIONS - BUILT TO LAST

TRASH FLOW[®] INDUSTRIAL SEWAGE LIFT STATIONS

Trash Flow industrial lift stations are available in above-ground, below-ground and auto-start configurations. Wastecorp sewage lift stations are built to your specifications complete with control panels and enclosures if required. Our lift stations ship pretested to your job site, ready to go. Engine driven models are designed to operate with diesel or environmentally friendly natural gas.



TRASH FLOW[®] LIFT STATIONS ABOVE GROUND

Custom Above Ground Lift Station With or Without Enclosure


Size: 4", 6", 8", (102 mm, 150 mm, 203 mm)
Max Capacity: 9500 GPM (600 lps)
Max Head: 150' (46 m)
Max. Solids: 3" (76 mm)



TRASH FLOW[®] LIFT STATIONS BELOW GROUND

Heavy Duty Wastewater Pumping Capabilities Below Grade

Size: 4", 6", 8" (102 mm, 150 mm, 203 mm)
Max Capacity: 6300 GPM (397 lps)
Max Head: 115' (35 m)
Max. Solids: 3" (76 mm)



TRASH FLOW[®] LIFT STATIONS AUTO START

Engine Driven Back-up Sewage Pumps

Size: 4", 6", 8", 12" (102 mm, 150 mm, 203 mm, 305 mm)
Max Capacity: 6300 GPM (397 lps)
Max Head: 300' (91 m)
Max. Solids: 3" (76 mm)

TRASH FLOW® STANDARD ABOVE GROUND LIFT STATION FEATURES



1-PUMPS

Accommodates Trash Flow® self-priming TFCC Series pumps in duplex and triplex configurations:

Trash Flow Pumps:

Sizes 3" - 8" in duplex arrangements up to 100 HP

Sizes 3" - 4" in triplex pump arrangements

2-ENCLOSURE

Manufactured for flexural strength, excellent fatigue and delaminating resistance

3- MAINTENANCE ACCESS

4-REMOVABLE ROOF

5-MAN-DOOR STATION ENTRANCE

6- INTERIOR WALL FOR ACCOMMODATING MORE SOPHISTICATED CONTROLS

7- CUSTOM-ENGINEERED, NEMA-RATED AUTOMATIC CONTROLS:

Includes your choice of adjustable pressure controls, H-O-A selectors, overload reset buttons and circuit breakers for station accessories Available U.L. and C.S.A. listed

8- CLEARLY MARKED FIELD CONNECTIONS FOR FAST AND EFFICIENT ELECTRICAL HOOK-UP

SPECIFICATIONS

Pump Size: 3" (75 mm), 4" (100 mm), 6" (150 mm), 8" (200 mm)

Max. Capacity: 2600 GPM

Max. Solids: 3" (76.2mm)

Max. Head: 300' (91 m)

Max. Temperature: 160°F (71°C)

Motor - Voltage: 200V 3p, 230V 1ph, 230V 3 ph, 460V 3 ph

Motor Cycles: 50Hz /60 Hz

Horsepower: 2 hp - 100 hp



INDUSTRIAL FRESH WATER TRANSPORTATION SYSTEMS



WASTECORP® WATER TRAILER SYSTEMS

Fresh water transportation systems from Wastecorp are available in 150-5000 gallon tank sizes. Select from trailer or skid packages. Our water trailers include FDA compliant tanks, standard or NSA compliant plumbing, high pressure water pumps, rear spray bars and more. Check out the complete line of water trailer systems:

All water trailer models are available with translucent or black tanks .



WATER BUFFALOS
Gravity Feed Portable Water Delivery
Tank Sizes (gallons): 300, 500, 1000, 1600, 2000
Pump: High pressure TFX Series
Trailer: DOT compliant



STANDARD WATER TRAILERS
Pump, Spray Bar, Pro Series hoses
Tank Sizes (gallons): 300, 500, 1000, 1600, 2000
Pump: High pressure TFX Series
Includes: Galvanized frame, diamond plate deck, spray bars, Pro Series hosing



INDUSTRY SPECIFIC WATER TRAILERS
Beacon Lights, Light Towers, Traffic Diversion Accessories
Tank Sizes (gallons): 300, 500, 1000, 1600, 2000
Pump: High pressure TFX Series
Includes: Galvanized frame, diamond plate deck, industry specific components



SKID MOUNTED WATER SYSTEMS
Mount on Truck or Land
Tank Sizes (gallons): 300, 500, 1000, 1600, 2000
Pump: High pressure TFX Series
Options: Forklift pockets, mounting brackets, heavy duty frame



POTABLE WATER MOBILE SYSTEMS
Available With FDA Compliant Plumbing, Faucets and Fluid Chilling
Tank Sizes (gallons): 300, 500, 1000, 1600, 2000, 2500
Pump: High pressure TFX Series
Options: Fluid chilling, bottle filling stations, lockable tool storage



FLEET SPEC WATER TRAILERS
Custom Standardized Water Trailer Fleet Solutions
Tank Sizes (gallons): 300, 500, 1000, 1600, 2000, 2500
Pump: High pressure TFX Series
Program: Dedicated engineering expert to design your water trailer fleet



QUICK PURCHASE INDUSTRIAL PUMPS



WASTECORP FASTER DELIVERY PUMPS

If economical industrial pumps with faster delivery times are on your mind, then Wastecorp is your answer. We offer a full range of trash pumps, diaphragm pumps, industrial grout pumps and hand pumps for industrial applications.

Faster industrial pumps from wastecorp are available, hoses, strainers, suction wands and other accessories.



TRASH HOG[®] SEMI-TRASH PUMPS

Dewatering and Water Pumping

Size: 2"-4" (50-101 mm)
Max Capacity: 383 GPM (24 lps)
Max Head: 95' (29 m)
Max Solids: 5/8" (22 mm)



TRASH HOG[®] TRASH PUMPS

Solids Handling Contractor Pumps

Size: 2"-4" (50-101 mm)
Max Capacity: 541 GPM (34 lps)
Max Head: 98' (30m)
Max Solids: 2" (51 mm)



WATER HOG[®] High Pressure Water Pumps

Size: 1"-2" (25-50 mm)
Max Capacity: 113 GPM (7 lps)
Max Head: 262' (80 m)
Max Solids: N/A



MUD SUCKER[®] ECONOMY SERIES 2" and 3" Diaphragm Pumps

Size: 2"-3" (50-76 mm)
Max Capacity: 80 GPM (5 lps)
Max Head: 50' (15 m)
Max Solids: 2 1/4" (57 mm)



SLUDGE SUCKER[®] PRO SERIES GROUT PUMPS

Industrial Grout Pumps/Mud Jacking

Size: 1.5"-2" (25-50 mm)
Max Capacity: 12 GPM (0.76 lps)
Max Head: 20' (6 m)
Max Solids: 1" (25 mm)



SLUDGE SUCKER[®] HAND PUMPS

Manual Diaphragm Pumps

Size: 1"-2" (25-50mm)
Max Capacity: 12 GPM (0.76 lps)
Max Head: 20' (6 m)
Max Solids: 1" (25 mm)

Industrial Pump Manufacturer

SPECIALIZING IN HIGH QUALITY WASTEWATER SYSTEMS

Wastecorp serves a wide range of industries as a manufacturer and supplier of pumps for wastewater, slurry and solids pumping. Wastecorp manufactures pumps in a range of available materials of construction and options including valves, controls and prepackaged systems.

We proudly work with our industrial customers throughout the life cycle of your pump. Parts, rebuilds and retrofits are stocked and available for next day delivery. Wastecorp also offers factory training, re-training and start up services to enhance your operators' capabilities.

Call Wastecorp today at 1-888-829-2783 or visit us at wastecorp.com for more information



North America: 1-888-829-2783

Fax: 1-888-883-3320

Worldwide: +1-201-445-2882

Fax: +1-201-445-3252

E-mail: info@wastecorp.com

Internet: www.wastecorp.com



Specifications, literature and illustrative material are accurate at the time of publication but are subject to change without notice. Illustrations may include optional equipment and accessories and may not include all standard equipment. Super Duty, Wastecorp and globes are trademarks of Wastecorp Pumps Inc .

© 2024 WPI. V1 03/24 .All rights reserved. New York, NY 10024