



WASTECORP Pumps®



2025 WATER TRAILER BROCHURE



Fresh Water Transportation Systems for Government and Industry

Water Trailers • Water Buffalos • Water Wagons • Water Jetting Systems

Wastecorp Water Trailers - Range Overview

OVERVIEW	PRODUCT	TECHNICAL SPECIFICATIONS	PAGE										
<ul style="list-style-type: none"> ■ Fresh water needs where space is limited ■ ATV or trailer configurations for transportation to remote locations ■ 3.5 hp Honda engine 	<p>WT-50-200 Series</p> 	<table border="1"> <tr> <td>Tank sizes</td> <td>50-200 gallons</td> </tr> <tr> <td>Trailer/frame</td> <td>Trolley, trailer or base</td> </tr> <tr> <td>Number of axles</td> <td>Varies</td> </tr> <tr> <td>Pump</td> <td>Water Dog TFX 2</td> </tr> <tr> <td>Engine</td> <td>Honda GX Series</td> </tr> </table>	Tank sizes	50-200 gallons	Trailer/frame	Trolley, trailer or base	Number of axles	Varies	Pump	Water Dog TFX 2	Engine	Honda GX Series	<p>6</p>
Tank sizes	50-200 gallons												
Trailer/frame	Trolley, trailer or base												
Number of axles	Varies												
Pump	Water Dog TFX 2												
Engine	Honda GX Series												
<ul style="list-style-type: none"> ■ 325 gallon tank ■ Potable or non potable water distribution ■ Translucent, black or green tanks available for algae reduction ■ 3.5 hp Honda engine 	<p>WT-300 Series</p> 	<table border="1"> <tr> <td>Tank size</td> <td>325 gallons</td> </tr> <tr> <td>Models available</td> <td>DOT, off road, stationary</td> </tr> <tr> <td>Number of axles</td> <td>1/Single</td> </tr> <tr> <td>Pump</td> <td>Water Dog TFX 2</td> </tr> <tr> <td>Engine</td> <td>Honda GX Series</td> </tr> </table>	Tank size	325 gallons	Models available	DOT, off road, stationary	Number of axles	1/Single	Pump	Water Dog TFX 2	Engine	Honda GX Series	<p>8</p>
Tank size	325 gallons												
Models available	DOT, off road, stationary												
Number of axles	1/Single												
Pump	Water Dog TFX 2												
Engine	Honda GX Series												
<ul style="list-style-type: none"> ■ 525 gallon tank ■ Double axle trailer for added stability for full tank loads ■ Translucent, black or green tanks available for algae reduction ■ 3.5 hp Honda engine 	<p>WT-500 Series</p> 	<table border="1"> <tr> <td>Tank size</td> <td>525 US gallon</td> </tr> <tr> <td>Trailer/frame</td> <td>DOT, off road, stationary</td> </tr> <tr> <td>Number of axles</td> <td>2/tandem</td> </tr> <tr> <td>Pump</td> <td>Water Dog TFX 2</td> </tr> <tr> <td>Engine</td> <td>Honda GX Series</td> </tr> </table>	Tank size	525 US gallon	Trailer/frame	DOT, off road, stationary	Number of axles	2/tandem	Pump	Water Dog TFX 2	Engine	Honda GX Series	<p>9</p>
Tank size	525 US gallon												
Trailer/frame	DOT, off road, stationary												
Number of axles	2/tandem												
Pump	Water Dog TFX 2												
Engine	Honda GX Series												
<ul style="list-style-type: none"> ■ 725 gallon tank ■ Trailer or skid mounted ■ Premium hose system and components for high demand applications ■ 3.5 hp Honda engine 	<p>WT-700 Series</p> 	<table border="1"> <tr> <td>Tank size</td> <td>735 US gallon</td> </tr> <tr> <td>Trailer/frame</td> <td>Tandem axle or stationary</td> </tr> <tr> <td>Number of axles</td> <td>2/tandem</td> </tr> <tr> <td>Pump</td> <td>Water Dog TFX 2</td> </tr> <tr> <td>Engine</td> <td>Honda GX Series</td> </tr> </table>	Tank size	735 US gallon	Trailer/frame	Tandem axle or stationary	Number of axles	2/tandem	Pump	Water Dog TFX 2	Engine	Honda GX Series	<p>10</p>
Tank size	735 US gallon												
Trailer/frame	Tandem axle or stationary												
Number of axles	2/tandem												
Pump	Water Dog TFX 2												
Engine	Honda GX Series												

OVERVIEW	PRODUCT	TECHNICAL SPECIFICATIONS	PAGE										
<ul style="list-style-type: none"> ■ 1025 gallon tank ■ Step deck for easy system inspection ■ Premium hose system and components for high demand applications ■ 3.5 hp Honda engine 	<p>WT-1000 Series</p> 	<table border="1"> <tr> <td>Tank size</td> <td>1025 US gallon</td> </tr> <tr> <td>Trailer/frame</td> <td>Single axle/with cradle</td> </tr> <tr> <td>Number of axles</td> <td>2/tandem</td> </tr> <tr> <td>Pump</td> <td>Water Dog TFX 2</td> </tr> <tr> <td>Engine</td> <td>Honda GX Series</td> </tr> </table>	Tank size	1025 US gallon	Trailer/frame	Single axle/with cradle	Number of axles	2/tandem	Pump	Water Dog TFX 2	Engine	Honda GX Series	<p>11</p>
Tank size	1025 US gallon												
Trailer/frame	Single axle/with cradle												
Number of axles	2/tandem												
Pump	Water Dog TFX 2												
Engine	Honda GX Series												
<ul style="list-style-type: none"> ■ 1625 gallon tank ■ Triple axle trailer for added stability ■ Exclusive galvanized deck and frame for corrosion resistance ■ 3.5 hp Honda engine 	<p>WT-1600 Series</p> 	<table border="1"> <tr> <td>Tank size</td> <td>1625 US gallon</td> </tr> <tr> <td>Trailer/frame</td> <td>Trailer or stationary</td> </tr> <tr> <td>Number of axles</td> <td>3/triple</td> </tr> <tr> <td>Pump</td> <td>Water Dog TFX 2</td> </tr> <tr> <td>Engine</td> <td>Honda GX Series</td> </tr> </table>	Tank size	1625 US gallon	Trailer/frame	Trailer or stationary	Number of axles	3/triple	Pump	Water Dog TFX 2	Engine	Honda GX Series	<p>12</p>
Tank size	1625 US gallon												
Trailer/frame	Trailer or stationary												
Number of axles	3/triple												
Pump	Water Dog TFX 2												
Engine	Honda GX Series												
<ul style="list-style-type: none"> ■ 2025-5025 tank sizes available ■ Dually and goose neck trailers available ■ Several accessories and configurations to select from ■ 3.5 hp Honda engine 	<p>WT-2000-5000 Series</p> 	<table border="1"> <tr> <td>Tank sizes</td> <td>2025-5025 US gallon</td> </tr> <tr> <td>Trailer/frame</td> <td>Dually/goose neck</td> </tr> <tr> <td>Number of axles</td> <td>Two or more</td> </tr> <tr> <td>Pump</td> <td>Water Dog TFX 2</td> </tr> <tr> <td>Engine</td> <td>Honda GX Series</td> </tr> </table>	Tank sizes	2025-5025 US gallon	Trailer/frame	Dually/goose neck	Number of axles	Two or more	Pump	Water Dog TFX 2	Engine	Honda GX Series	<p>13</p>
Tank sizes	2025-5025 US gallon												
Trailer/frame	Dually/goose neck												
Number of axles	Two or more												
Pump	Water Dog TFX 2												
Engine	Honda GX Series												
<ul style="list-style-type: none"> ■ Select from 50-5025 gallon tank sizes ■ No pump or engine, water is gravity fed ■ DOT or off road trailer packages available ■ 3.5 hp Honda engine 	<p>Water Buffalo - No Pump System</p> 	<table border="1"> <tr> <td>Tank sizes</td> <td>50-5025</td> </tr> <tr> <td>Trailer/frame</td> <td>Dual axle w/cradle</td> </tr> <tr> <td>Number of axles</td> <td>Varies</td> </tr> <tr> <td>Pump</td> <td>None</td> </tr> <tr> <td>Engine</td> <td>None</td> </tr> </table>	Tank sizes	50-5025	Trailer/frame	Dual axle w/cradle	Number of axles	Varies	Pump	None	Engine	None	<p>Call</p>
Tank sizes	50-5025												
Trailer/frame	Dual axle w/cradle												
Number of axles	Varies												
Pump	None												
Engine	None												

OVERVIEW	PRODUCT	TECHNICAL SPECIFICATIONS	PAGE										
<ul style="list-style-type: none"> ■ 2600 gallon tank ■ Agricultural tires ■ Premium hose system and components for high demand applications ■ Ultra high pressure water pumps for agricultural applications 	<p>WT-2600 BIGFOOT® Series</p> 	<table border="1"> <tr> <td>Tank size</td> <td>2600US gallon</td> </tr> <tr> <td>Trailer/frame</td> <td>Custom tandem axle</td> </tr> <tr> <td>Number of axles</td> <td>2/tandem</td> </tr> <tr> <td>Pump</td> <td>Water Dog TFX</td> </tr> <tr> <td>Engine</td> <td>Honda GX Series</td> </tr> </table>	Tank size	2600US gallon	Trailer/frame	Custom tandem axle	Number of axles	2/tandem	Pump	Water Dog TFX	Engine	Honda GX Series	16
Tank size	2600US gallon												
Trailer/frame	Custom tandem axle												
Number of axles	2/tandem												
Pump	Water Dog TFX												
Engine	Honda GX Series												
<ul style="list-style-type: none"> ■ 200-5000 gallon sizes ■ Government specifications ■ Fully customizable ■ Enhanced lighting and traffic diversion devices 	<p>WT- Government Series</p> 	<table border="1"> <tr> <td>Tank size</td> <td>200-5000 US gallon</td> </tr> <tr> <td>Trailer/frame</td> <td>Trailer or stationary</td> </tr> <tr> <td>Number of axles</td> <td>single, tandem, triple</td> </tr> <tr> <td>Pump</td> <td>Water Dog TFX 2</td> </tr> <tr> <td>Engine</td> <td>Honda GX Series</td> </tr> </table>	Tank size	200-5000 US gallon	Trailer/frame	Trailer or stationary	Number of axles	single, tandem, triple	Pump	Water Dog TFX 2	Engine	Honda GX Series	18
Tank size	200-5000 US gallon												
Trailer/frame	Trailer or stationary												
Number of axles	single, tandem, triple												
Pump	Water Dog TFX 2												
Engine	Honda GX Series												
<ul style="list-style-type: none"> ■ 500-2600 gallon sizes ■ Up to 15 filling stations ■ Reduces plastic bottle waste ■ Fluid chilling capabilities 	<p>WT- Bottle Filling Stations</p> 	<table border="1"> <tr> <td>Tank size</td> <td>500-2600 US gallon</td> </tr> <tr> <td>Trailer/frame</td> <td>Trailer or stationary</td> </tr> <tr> <td>Number of axles</td> <td>single, tandem, triple</td> </tr> <tr> <td>Pump</td> <td>Water Dog TFX 2</td> </tr> <tr> <td>Engine</td> <td>Honda GX Series</td> </tr> </table>	Tank size	500-2600 US gallon	Trailer/frame	Trailer or stationary	Number of axles	single, tandem, triple	Pump	Water Dog TFX 2	Engine	Honda GX Series	20
Tank size	500-2600 US gallon												
Trailer/frame	Trailer or stationary												
Number of axles	single, tandem, triple												
Pump	Water Dog TFX 2												
Engine	Honda GX Series												
<ul style="list-style-type: none"> ■ Freeze prevention technology ■ Potable or standard sytems ■ UV Disinfection capable ■ Generators and insulated 	<p>Cold Weather Series</p> 	<table border="1"> <tr> <td>Tank size</td> <td>500-2600 US gallon</td> </tr> <tr> <td>Trailer/frame</td> <td>Trailer or stationary</td> </tr> <tr> <td>Number of axles</td> <td>single, tandem, triple</td> </tr> <tr> <td>Pump</td> <td>Water Dog TFX 2</td> </tr> <tr> <td>Engine</td> <td>Honda GX Series</td> </tr> </table>	Tank size	500-2600 US gallon	Trailer/frame	Trailer or stationary	Number of axles	single, tandem, triple	Pump	Water Dog TFX 2	Engine	Honda GX Series	22
Tank size	500-2600 US gallon												
Trailer/frame	Trailer or stationary												
Number of axles	single, tandem, triple												
Pump	Water Dog TFX 2												
Engine	Honda GX Series												

New Water Trailer Products

Bottle Filling Stations

Communities everywhere are adopting eco-friendly solutions to waste. With Wastecorp's new mobile bottle filling stations, festivals, street fairs and outdoor events have a new method to fill reusable water bottles with fresh cold water. Designed with a fluid chiller to control water temperature and up to 15 water bottle filling stations. **See page 20.**



Government Specifications

Wastecorp now offers dedicated project managers for government specification water trailers. We work with your agency to design and develop single units or fleets for your State, Federal, Provincial or NGO water trailer specification. We offer enhanced lighting packages, traffic diversion tools and productivity enhancing accessories. **See page 18.**



PROFESSIONAL GRADE WATER TRAILERS FOR GOVERNMENT OR INDUSTRY.

All water wagons and water buffalo's include FDA approved potable water tanks that are available in green, black or translucent. The complete package includes all hoses plus available optional equipment like "site tough" side sprayers that can connect to fire hoses or hydrants and self loading quick connect tools. Wastecorp water trailers are manufactured for commercial, municipal, industrial and military applications.



HOSE REEL OPTIONS Dual hose reel available. Select from your choice of hose lengths and style of hose. Dual hose reels are available for most models.



PROFESSIONAL GRADE HOSE Your Wastecorp Water Trailer package includes the industry's top quality hoses and couplings to withstand daily punishing conditions.



TANK CHOICES In addition to standard translucent FDA approved potable water tanks, you can also select from green or black tanks. Green or Black may reduce growth of algae when storing water for longer periods.

BUILT FOR HEAVY DUTY USE Make no mistake, there is a difference in water trailer manufacturers. Wastecorp water trailers offer galvanized frames and decks as an added layer of protection against the elements.



PROFESSIONAL VALVE SYSTEM Wastecorp only uses high quality professional controls for your water trailer. Valves can be used to control flow to the spray hose or rear/side sprayers.



SPRAY OPTIONS Rear spray is standard. Side sprayers available. For watering trees, grass or to control dust on gravel roads. Your system also includes a standard garden hose sprayer.

WT-50-200 Series



Applications

- Fresh water needs where space is limited
- ATV or truck transportation to remote locations
- Landscaping, airports, construction sites and anywhere fresh water is required

Benefits

- Available in ATV trolley style (shown), skid mounted or utility trailer
- Your choice of 50-200 gallon tanks
- Professional design
- Includes all the components you need to start

WT-50-200 Series Model Selection

Description	Part no.
WT-50-200 Trolley	Call
WT-50-200 Trailer Mounted	Call
WT-50-200 Skid Mounted	Call

Accessories

Description	Part no.
Hose reel assy. Manual hand crank. To fit 2"x25 ft. non-collapsible hose	62664-00
Fire Hydrant Adapter (to fill water tank from a municipal fire hydrant)	62620-00
Hose, non-collapsible PVC (clear/white) Helix. Custom sizes priced per 5' increments	62576-00
Hose stand (fabricated to frame)	61297-00

WT-50-200 Series

Standard Features

Trailer Options

ATV towing package or trailer mounted, 2" ball hitch

Tank

50-200 USG horizontal polyethylene flat bottom white tank with 8" fill opening and up to 2" drain connection

Hoses

Qty: 1 - Non-Collapsible PVC Clear/White Helix Hose with camlocks, 2" x 25 ft. (for spraying and filling tank) with adj. spray nozzle (shipped loose)
Qty: 1 - Black Rubber Garden Hose, 3/4" x 50 ft with spray nozzle (for watering) mounted on manual crank hose reel

Control Valve Piping System

Complete suction and discharge valve control system

Stationary Base Models

Fabricated steel stationary skid base

Pump Performance Range

Max. capacity	158 GPM
Connection size	2"
Max. Discharge Head	95 ft.
Max. Suction lift	26 ft.
Solids handling	3/8"
Engine	Honda GX 120
Engine Performance	3.5 hp
Fuel Tank Capacity	.86 Gal
Operating Time	2.5 hrs



Water Trailers built for your specific application. Shown: WT-1000 Series skid mounted at a US Air Force base. Wastecorp can custom design your water trailer to fit in dump truck beds or preexisting concrete pads.

WT-300 Series Water Trailer



Applications

- Construction, public utilities, public works
- Parks, airports, industrial, back up fire suppression
- Landscaping services, industrial rental centers

Benefits

- Galvanized frame and deck material for extended life (DOT approved models only)
- Professional-grade hosing and attachments
- High performance valves

WT-300 Series Model Selection

Model	Part no.
WT-300-DOT (DOT approved)	63752-00
WT-300-UT (Off road Use Only)	63752-05
WT-300-S (Base Mounted Model)	63752-10

Accessories

Description	Part no.
Black tank option for WT-300 Series	62638-99
Fire Hydrant Adapter (to fill water tank from a municipal fire hydrant)	62620-00
Hose, non-collapsible PVC (clear/white) Helix. Custom sizes priced per 5' increments	62576-00
Hose reel assy. Manual hand crank. Fits 2"x50 ft. non-collapsible hose or 2"x100 ft. lay flat hose	63100-00

WT-300 Series

Mounting Options	Tandem axle (DOT approved or Utility trailer), stationary
Tank	325 USG horizontal polyethylene leg white tank with 16" fill opening and 2" drain connection with drain valve and camlock
Hoses	Qty: 1 - Non-Collapsible PVC Clear/White Helix Hose with camlocks, 2" x 25 ft. (for spraying and filling tank) with adj. spray nozzle Qty: 1 - Black Rubber Garden Hose, 3/4" x 50 ft. with spray nozzle (for watering) mounted on hose reel Qty: 1 - Lay flat discharge hose (brown) 2"x10 ft. (to gravity drain tank)
Control Valve Piping System	Complete suction and discharge valve control system
Rear Spray Bar/Dust Control	Rear spray bar manifold assembly with dual adjustable flat spray nozzles for dust control
Stationary Base Models	Fabricated steel stationary skid base with fabricated steel hose stand
DOT Hwy Approved Trailer Models	Single Axle, 5200 lb., check plate deck, e-brakes, DOT lighting and license plate holder package, steel fenders, jack stand, safety chains and 3" pintle ring, 2" or 2-5/16" ball hitch, with fabricated steel hose stand, entire steel trailer is galvanized for corrosion protection
Utility (Non-DOT) Trailer Models	Single Axle, 5200 lb., tube frame (no deck), steel fenders, jack stand, safety chains and 3" pintle ring, 2" or 2-5/16" ball hitch, with fabricated steel hose stand, entire steel trailer is primed and painted
Pump Performance Range	
Max. capacity	158 GPM
Connection size	2"
Max. Discharge Head	95 ft..
Max. Suction lift	26 ft..
Solids handling	3/8"
Engine	Honda GX 120
Engine Performance	3.5 hp
Fuel Tank Capacity	.86 Gal
Operating Time	2.5 hrs

WT-500 Series Water Trailer



Applications

- Construction, public utilities, public works
- Parks, airports, irrigation, industrial applications

Benefits

- Galvanized frame and deck material for extended life (DOT approved models only).
- Professional-grade hosing and attachments
- High performance valves
- Custom configurations for your specific job

WT-500 Series Model Selection

Model	Part no.
WT-500-DOT (Public Road Use)	63753-00
WT-500-UT (Off road Use Only)	63753-05
WT-500-S (Base Mounted Model)	63753-10

Accessories

Model	Part no.
Black tank option for WT-500 Series	61664-99
Fire Hydrant Adapter (to fill water tank from a municipal fire hydrant)	62620-00
Hose, non-collapsible PVC (clear/white) Helix. Custom sizes priced per 5' increments	62576-00
Hose reel assy. Manual hand crank. To fit 3/4"x100 ft. hose	63100-00

WT-500 Series

Mounting Options

Tandem axle (DOT approved or Utility trailer), stationary

Tank

525 USG horizontal polyethylene leg white tank with 16" fill opening and 2" drain connection

Hoses

Qty: 1 - Non-Collapsible PVC Clear/White Helix Hose with camlocks, 2" x 25 ft. (for spraying and filling tank) with adj. spray nozzle
 Qty: 1 - Black Rubber Garden Hose, 3/4" x 50 ft. with spray nozzle (for watering) mounted on hose reel
 Qty: 1 - Lay flat discharge hose (brown) 2"x10 ft. (to gravity drain tank)

Control Valve Piping System

Complete suction and discharge valve control system

Rear Spray Bar/Dust Control

Rear spray bar manifold assembly with dual adjustable flat spray nozzles for dust control

Stationary Base Models

Fabricated steel stationary skid base with fabricated steel hose stand

DOT Hwy Approved Trailer Models

Tandem Axle, 3500 lb., check plate deck, e-brakes, DOT lighting and license plate holder package, steel fenders, jack stand, safety chains and 3" pintle or 2-5/16" ball hitch, with fabricated steel hose cage, entire steel trailer is galvanized for corrosion protection

Utility (Non-DOT) Trailer Models

Tandem Axle, 3500 lb., tube frame (no deck), steel fenders, jack stand, safety chains and 3" pintle or 2-5/16" ball hitch, with fabricated steel hose cage/galvanized available, entire steel trailer is primed and painted

Pump Performance Range

Max. capacity	158 GPM
Connection size	2"
Max. Discharge Head	95 ft.
Max. Suction lift	26 ft.
Solids handling	3/8"
Engine	Honda GX 120
Engine Performance	3.5 hp
Fuel Tank Capacity	.86 Gal
Operating Time	2.5 hrs

WT-700 Series Water Trailer



Applications

- Construction, public utilities, public works
- Parks, airports, industrial applications

Benefits

- Galvanized frame and deck material for extended life (DOT approved models only).
- Professional-grade hosing and attachments
- High performance valves

WT-700 Series Model Selection

Model	Part no.
WT-700 (Public Road Use)	63754-00
WT-700 (Off road Use Only)	63754-05
WT-700 (Base Mounted Model)	63754-10

Accessories

Model	Part no.
Black tank option for WT-700 Series	62262-99
Fire Hydrant Adapter (to fill water tank from a municipal fire hydrant)	62620-00
Hose, non-collapsible PVC (clear/white) Helix. Custom sizes priced per 5'	62576-00
Hose reel assy. Manual hand crank. To fit 3/4"x100 ft. hose	63100-00

WT-700 Series

Mounting Options

Standard Features

Tandem axle (DOT approved or Utility trailer), stationary

Tank

725 USG horizontal polyethylene leg white tank with 16" fill opening and 2" drain connection

Hoses

Qty: 1 - Non-Collapsible PVC Clear/White Helix Hose with camlocks, 2" x 25 ft. (for spraying and filling tank) with adj. spray nozzle
 Qty: 1 - Black Rubber Garden Hose, 3/4" x 50 ft. with spray nozzle (for watering) mounted on hose reel
 Qty: 1 - Lay flat discharge hose (brown) 2"x10 ft. (to gravity drain tank)

Control Valve Piping System

Complete suction and discharge valve control system

Rear Spray Bar/Dust Control

Rear spray bar manifold assembly with dual adjustable flat spray nozzles for dust control

Stationary Base Models

Fabricated steel stationary skid base with fabricated steel hose stand or optional hose cage

DOT Hwy Approved Trailer Models

Tandem Axle, 3500 lb., check plate deck, e-brakes, DOT lighting and license plate holder package, steel fenders, jack stand, safety chains and 3" pintle or 2-5/16" ball hitch, with fabricated steel hose cage, entire steel trailer is galvanized for corrosion protection

Utility (Non-DOT) Trailer Models

Tandem Axle, 3500 lb., tube frame (no deck), steel fenders, jack stand, safety chains and 3" pintle or 2-5/16" ball hitch, with fabricated steel hose stand, entire steel trailer is primed and painted (galvanized available)

Pump Performance Range

Max. capacity	158 GPM
Connection size	2"
Max. Discharge Head	95 ft.
Max. Suction lift	26 ft.
Solids handling	3/8"
Engine	Honda GX 120
Engine Performance	3.5 hp
Fuel Tank Capacity	.86 Gal
Operating Time	2.5 hrs

WT-1000 Series Water Trailer



Applications

- Construction, public utilities, public works
- Parks, airports, industrial applications

Benefits

- Galvanized frame and deck material for extended life (DOT approved models only).
- Professional-grade hosing and attachments
- High performance valves

WT-1000 Series Model Selection

Model	Part no.
WT-1000-DOT (DOT approved)	63755-00
WT-1000-S (Stationary base)	63755-10

Accessories

Model	Part no.
Black tank option for WT-1000 Series	62521-99
Fire Hydrant Adapter (to fill water tank from a municipal fire hydrant)	62620-00
Hose, non-collapsible PVC (clear/white) Helix. Custom sizes priced for 5'.	62576-00
Hose reel assy. Manual hand crank. To fit 2"x50 ft. hose or 2" x 100 ft lay flat	63100-00

WT-1000 Series

Mounting Options

DOT approved trailer only/ stationary base

Tank

1025 USG horizontal polyethylene leg white tank with 16" fill opening and 2" drain connection with drain valve and camlock

Hoses

Qty: 1 - Non-Collapsible PVC Clear/White Helix Hose with camlocks, 2" x 25 ft. (for spraying and filling tank) with adj. spray nozzle
 Qty: 1 - Black Rubber Garden Hose, 3/4" x 50 ft. with spray nozzle (for watering) mounted on hose reel
 Qty: 1 - Lay flat discharge hose (brown) 2"x10 ft. (to gravity drain tank)

Control Valve Piping System

Complete suction and discharge valve control system

Rear Spray Bar/Dust Control

Rear spray bar manifold assembly with dual adjustable flat spray nozzles for dust control

Stationary Base Models

Fabricated steel stationary skid base with fabricated steel hose stand or optional hose cage

DOT Hwy Approved Trailer Models

Tandem Axle, 7200 lb., checker plate deck, e-brakes, DOT lighting and license plate holder package, steel fenders, jack stand, safety chains and 3" pintle ring, with fabricated steel hose stand, entire steel trailer is galvanized for corrosion protection

Pump Performance Range

Max. capacity	158 GPM
Connection size	2"
Max. Discharge Head	95 ft.
Max. Suction lift	26 ft.
Solids handling	3/8"
Engine	Honda GX 120
Engine Performance	3.5 hp
Fuel Tank Capacity	.86 Gal
Operating Time	2.5 hrs

WT-1600 Series Water Trailer



Applications

- Construction, public utilities, public works
- Parks, airports, industrial applications

Benefits

- Galvanized frame and deck material for extended life (DOT approved models only)
- Professional-grade hosing and attachments
- High performance valves

WT-1600 Series Model Selection

Model	Part no.
WT-1600-DOT (DOT approved)	63756-00
WT-1600-S (Stationary base)	63756-10

Accessories

Model	Part no.
Black tank option for WT-1600 Series	62568-99
Fire Hydrant Adapter (to fill water tank from a municipal fire hydrant)	62620-00
Hose, non-collapsible PVC (clear/white) Helix. Custom sizes priced per 5'	62576-00
Hose reel assy. Manual hand crank. To fit 3/4"x100 ft. hose	63100-00

WT-1600 Series

Mounting Options

Standard Features

DOT approved trailer only/ stationary base

Tank

1625 USG horizontal polyethylene leg white tank with 16" fill opening and 2" drain connection with drain valve and camlock

Hoses

Qty: 1 - Non-Collapsible PVC Clear/White Helix Hose with camlocks, 2" x 25 ft. (for spraying and filling tank) with adj. spray nozzle

Qty: 1 - Black Rubber Garden Hose, 3/4" x 50 ft. with spray nozzle (for watering) mounted on hose reel
Qty: 1 - Lay flat discharge hose (brown) 2"x10 ft. (to gravity drain tank)

Control Valve Piping System

Complete suction and discharge valve control system

Rear Spray Bar/Dust Control

Rear spray bar manifold assembly with dual adjustable flat spray nozzles for dust control

Stationary Base Models

Fabricated steel stationary skid base with fabricated steel hose stand

DOT Hwy Approved Trailer Models

Triple axle, 7200 lb., checker plate deck, e-brakes, DOT lighting and license plate holder package, steel fenders, jack stand, safety chains and 3" pintle ring, with fabricated steel hose stand, entire steel trailer is galvanized for corrosion protection

Pump Performance Range

Max. capacity 158 GPM

Connection size 2"

Max. Discharge Head 95 ft.

Max. Suction lift 26 ft.

Solids handling 3/8"

Engine Honda GX 120

Engine Performance 3.5 hp

Fuel Tank Capacity .86 Gal

Operating Time 2.5 hrs

WT-2000-5000 Series Water Trailer



Applications

- Construction, public utilities, public works
- Parks, airports, industrial applications

Benefits

- Galvanized frame and deck material for extended life (DOT approved models only)
- Professional-grade hosing and attachments
- High performance valves

WT-2000-5000 Series Model Selection

Model	Part no.
Trailer mounted 2000-5000 gallon sizes	Call
Stationary	Call

Accessories

Description	Part no.
Black tank option	Call
Fire Hydrant Adapter (to fill water tank from a municipal fire hydrant)	62620-00
Hose, non-collapsible PVC (clear/white) Helix. Custom sizes priced for 5'	62576-00
Hose reel assy. Manual hand crank. To fit 2"x50 ft. hose	63100-00

WT-2000-5000 Series

Standard Features

Mounting Options

DOT approved trailer only/ stationary base

Tank

2000-5000 USG horizontal polyethylene leg white tank with 16" fill opening and 2" drain connection with drain valve and camlock

Hoses

Qty: 1 - Non-Collapsible PVC Clear/White Helix Hose with camlocks, 2" x 25 ft. (for spraying and filling tank) with adj. spray nozzle
 Qty: 1 - Black Rubber Garden Hose, 3/4" x 50 ft. with spray nozzle (for watering) mounted on hose reel
 Qty: 1 - Lay flat discharge hose (brown) 2"x10 ft. (to gravity drain tank)

Control Valve Piping System

Complete suction and discharge valve control system

Rear Spray Bar/Dust Control

Rear spray bar manifold assembly with dual adjustable flat spray nozzles for dust control

Stationary Base Models

Fabricated steel stationary skid base with fabricated steel hose stand

DOT Hwy Approved Trailer Models

Tandem dually or goose neck trailer Eight (8) tires with electric brakes (DOT compliant) trailer complete with tires rims, plate holder, electric brakes, safety chains, double jacks, 3" pintle ring and wiring tow harness. **Specifications may vary depending on tank size selected.**

Pump Performance Range

Max. capacity	158 GPM
Connection size	2"
Max. Discharge Head	95 ft..
Max. Suction lift	26 ft..
Solids handling	3/8"
Engine	Honda GX 120
Engine Performance	3.5 hp
Fuel Tank Capacity	.86 Gal
Operating Time	2.5 hrs

WT-2600 Series Water Trailer



Applications

- Agricultural, farms
- Ranches, Rural road watering

Benefits

- Galvanized frame and deck material for extended life (DOT approved models only)
- Professional-grade hosing and attachments
- High performance valves

Accessories

Model	Part no.
Black tank option for WT-2600 Series	62568-99
Fire Hydrant Adapter (to fill water tank from a municipal fire hydrant)	62620-00
Hose, non-collapsible PVC (clear/white) Helix. Custom sizes priced per 5'	62576-00
Hose reel assy. Manual hand crank. To fit 3/4"x100 ft. hose	63100-00

WT-2600 Series

Mounting Options

Tank

Hoses

Control Valve Piping System

Rear Spray Bar/Dust Control

Stationary Base Models

Pump Performance Range

Max. capacity	158 GPM
Connection size	2"
Max. Discharge Head	95 ft.
Max. Suction lift	26 ft.
Solids handling	3/8"
Engine	Honda GX 120
Engine Performance	3.5 hp
Fuel Tank Capacity	.86 Gal
Operating Time	2.5 hrs

Standard Features

Bigfoot trailer/AG tires, skid mounted, DOT Comp.

2600 USG horizontal polyethylene leg white tank with 16" fill opening and 2" drain connection with drain valve and camlock

Qty: 1 - Non-Collapsible PVC Clear/White Helix Hose with camlocks, 2" x 25 ft. (for spraying and filling tank) with adj. spray nozzle

Qty: 1 - Black Rubber Garden Hose, 3/4" x 50 ft. with spray nozzle (for watering) mounted on hose reel
Qty: 1 - Lay flat discharge hose (brown) 2"x10 ft. (to gravity drain tank)

Complete suction and discharge valve control system

Rear spray bar manifold assembly with dual adjustable flat spray nozzles for dust control

Fabricated steel stationary skid base with fabricated steel hose stand

FOR HIGH VOLUME WATER NEEDS CALL IN BIGFOOT®

Wastecorp's Bigfoot® water trailer series features agricultural tires and a heavy duty frame for the toughest agricultural, rural, farm and ranch fresh water needs. Select from advanced technology like remote controls to automate water delivery from inside your truck or tractor. Several tank sizes available.




HIGH PRESSURE AGRICULTURAL PUMPS

Wastecorp's specialized high pressure water pumps are designed for the specific needs of agricultural applications. A variety of psi ranges available.



SPRAY OPTIONS

Rear and side sprayers can be customized based on the needs of your application. Adjustable spray areas and velocities available.



SMART TECHNOLOGY CAPABLE

Optional remote controls and data feeds can help you control your water trailer functions from inside your truck or tractor.

GOVERNMENT SERIES

Wastecorp's specialized government water trailers meet the needs of State, Local, Federal and Provincial public utilities agencies. You work with a dedicated Wastecorp project manager to get the water trailer or water trailer fleet that communities can count on.

Public Safety

Wastecorp provides specific public safety packages for government safety packages for government including LED beacon lights, strobes, traffic diversion tools and more.

Shown: WT-500-GOV model with 525 gallon tank on a government spec trailer and deck system.



Wide Capacity Range

Select from 50 gallon to over 5000 gallon tank sizes in translucent (shown) green, black, yellow or orange tanks. Volume markers are included

High Pressure Pumps

Wastecorp high pressure water delivery pumps adapt to the task at hand. With electric start engines and a variety of HP engines available your operators will have the tools necessary to get the job done.

Productivity Enhancing Accessories

From automated hose reels and jacks to smart technology enabling real time data exchange, we can help your agency become productive and efficient in providing fresh water to your community.

Heavy Use Trailer Design

Taxpayers deserve high quality, long life equipment to serve their communities for years. That's why Wastecorp offers galvanized trailers and diamond plate decks to maximize the use of the investment.

DEPENDABLE. PROFESSIONAL GRADE. YOUR TEAM CAN DEPEND ON IT.

FDA Compliant Tanks

Wastecorp water trailer tanks are FDA compliant for drinking water

Lockable Storage Compartment

Deter vandals and prevent theft in your community with our premium duty lockable storage bins and compartments



Double Duty Trailer Frames

Wastecorp government spec trailers provide enhanced durability for long service life



Community Events

Get fresh drinking water to community events without the waste. Wastecorp potable water systems include optional fluid chilling systems and water bottle filling stations.



Fully Customized

Your government agencies can get everything you need and nothing you don't, helping your budget and taxpayers.



Region Specific Models

Wastecorp celebrates the beauty of our country by adapting our systems to the unique characteristic of your region. Select from off-road frames and tires to agricultural models.

BOTTLE FILLING STATIONS

Wastecorp's mobile bottle filling stations are ideal for public events like marathons, concerts, street festivals and State Fairs. This mobile drinking water solution provides optional temperature controlled water via fluid chiller, up to 15 filling stations and storage. Reduce waste in your community event or festival.

Reduce Community Waste

With an FDA compliant drinking water tank, your community can reduce plastic waste and encourage participants to reuse.

Wide Capacity Range

Select from 50 gallon to over 5000 gallon tank sizes in translucent (shown) green, black, yellow or orange tanks. Volume markers are included

Shown: WT-1600-BFS model with 1625 gallon tank on a galvanized trailer and deck system.



Food grade Stainless Faucets

Customize your mobile filling station with our FDA compliant faucets. Users can fill water containers from three sides of the pump with up to 15 filling stations.



Fluid Chilling System

Easily control the temperature of water inside the tank with the optional fluid chilling station. Simply set the desired water temperature for fresh cold water.



Maneuver Easily

Wastecorp water trailers can be maneuvered easily for public events like festivals and marathons.



Specialty Water Trailers

COLD TEMPERATURE WATER TRAILER SERIES

Do you have a water trailer requirement that will need to operate when temperatures plunge? Wastecorp has a specific solution for that in our Cold Temperature Water Trailer Series. Available in any size, we include an electric warming system, insulation and circulation systems that keeps water moving for your needs in colder weather.


Colder Temperatures? No Problem

Select from 50 gallon to over 5000 gallon tank sizes in translucent with warming blanket and generator.

Water For Potable and Non-Potable Use

No matter what your clean water needs, Wastecorp can get you the FDA compliant system for water distribution including the plumbing and pumps in one package.

Shown: WT-1600-CWS model with 1625 gallon tank on a galvanized trailer and deck system.



Optional UV Disinfection System

Get the ultimate in cleaner, safer drinking water with Wastecorp's UV disinfection system. Water travels through circulation pumps and UV system to provide better tasting water.



Custom Configurations

Single axle, Tandem and triple axle options are available along with your choice of technology packages designed to improve operator productivity.



Optional Equipment

Wastecorp is the expert in water trailer configurations designed for specific applications. Select from spare tires, generators and valves.

SHOWN: Wastecorp Government Series water trailers with traffic diversion and beacon lighting. Also featuring fire fighting valves and hoses as auxiliary brush fire control systems.



Sample Water Trailer Installations



PROFESSIONAL WATER TRAILERS FOR PROFESSIONAL APPLICATIONS Shown: THE WT-2000 Series water trailer with a 2025 gallon tank and dually galvanized trailer on a construction site. Custom hose length selected by the customer, with dual jacks and 3" pintle hook.



WATER TRAILERS DESIGNED FOR LONG LIFE IN PUNISHING CONDITIONS Shown: THE WT-1000 Series with a 1025 gallon tank and tandem axle galvanized trailer on a public utilities site. Custom hose reel part no. 62664-00 selected with rear sprayers.



SHOWN: WT-300 SKID MOUNTED WATER TRAILER. Mounted in the bed of a pick up truck. Skid mounted water trailer systems are designed for a variety of bed sizes and applications. These units are used by parks, construction sites and public utilities for watering trees, providing fresh water for specific jobs, etc.

North America: 1-888-829-2783

Fax: 1-888-883-3320

Worldwide: +1-201-445-2882

Fax: +1-201-445-3252

E-mail: info@wastecorp.com

Internet: www.wastecorp.com

WATER TRAILERS FOR TOUGH APPLICATIONS.

Wastecorp water trailers and water buffalo's are designed for on-site potable water delivery, dust control, heavy equipment washing, parks and recreation use, airports, race track use, parking lots and much more. Tank sizes range from 50 gallon sizes to over 5000 gallons. With standard galvanized frames and decks (DOT models only), choice of high pressure or trash pump models manufactured by Wastecorp, you'll get the water delivery solution you need by a proven ISO 9001 water trailer manufacturer.



WASTECORP
Pumps®

Specifications, literature and illustrative material in this water trailer brochure are accurate at the time of publication but are subject to change without notice. Illustrations may include optional equipment and accessories and may not include all standard equipment. Wastecorp and globes are trademarks of WPI/Wastecorp Pumps. Wastecorp Pumps is the exclusive manufacturer of these brands worldwide under license. Marks are protected in North America and worldwide.

© 2025 WPI. All rights reserved. New York, NY 10024.

NYC/West85 Djs 01/24 V1. Litho in the United States of America.

For a complete engineering specification contact Wastecorp Pumps at 1.888.829.2783 or by E-mail: info@wastecorp.com.

Also on the web at <http://www.wastecorp.com>