



**WASTECORP
Pumps®**

Super Duty®

**WVP-450™ Series
Marine
Vacuum Pumps**

FEATURES

Designed for commercial and recreational marine pump out applications

Pumps suspended solids

Dry start suction lift to 25 ft.

Safe to run dry

Low emulsion

Low sheering action

Automatic continuous duty

Wastecorp is An ISO 9001 and ISO 14001 pump manufacturer

Designed and manufactured in the USA and/or Canada

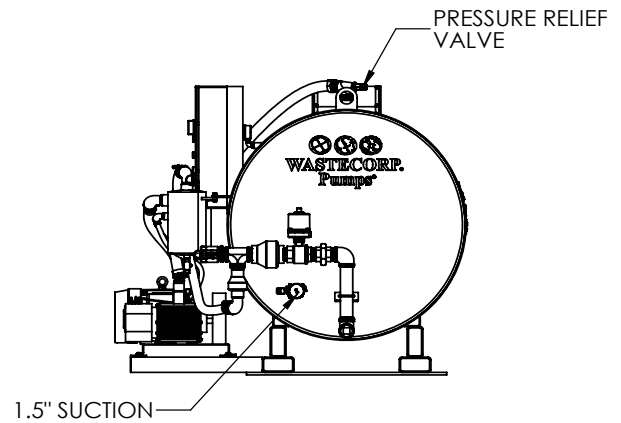
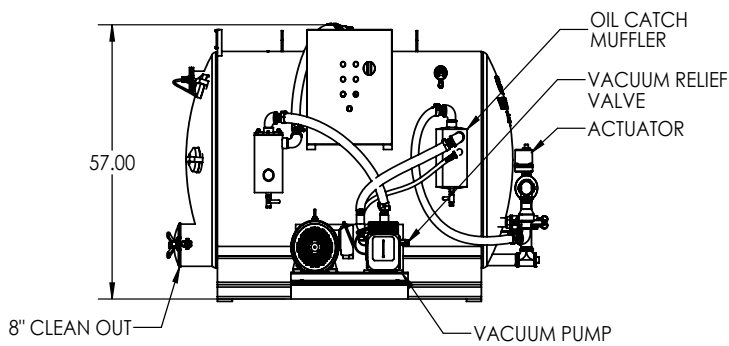
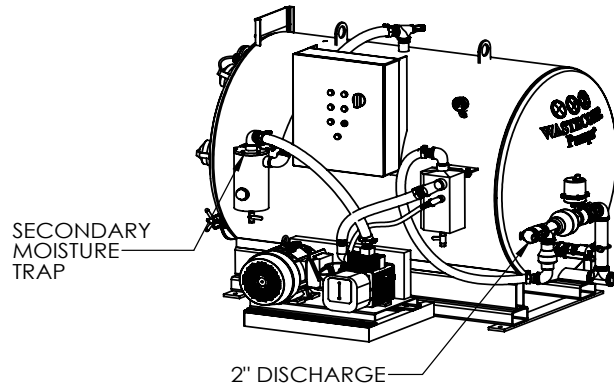
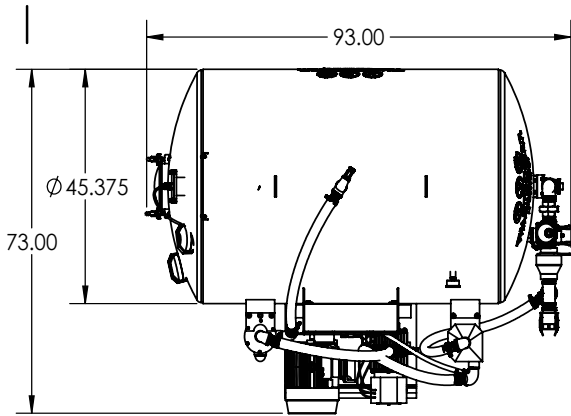


**PROFESSIONAL COMMERCIAL AND RECREATIONAL
MARINE PUMPING POWER.**

Pump Specifications	WVP 450
Part No.	65086-10
Pump & motor	7.5 HP
Tank	450 gallons
Connections	1½ x 2" NPT intake & discharge w/ motorized ball valve
Finish	Epoxy coated
Hoses	30 ft Intake Hose Assembly
Accessories*	Two sizes deck adapters, universal deck adapter, potty wand
Performance Specifications	
Max. suction lift (vertical)	25 ft
Max. suction distance	1500 ft
Max. suction performance	120 GPM
Max. discharge head (vertical)	30 ft
Max. discharge distance	3000 ft

Approximate Dimensions

Not to be used for construction purposes.



SUPER DUTY® VACUUM PUMPS

Designed and Manufactured by Wastecorp Pumps in USA and/or Canada.

Toll-Free: 1.888.829.2783 Email: info@wastecorp.com
International: +1-201-445-2882