



WASTECORP. Pumps®

Trash Flow® Dry Prime Pumps

TFV12-M™ Series

Automatic Self-Priming
Dry Prime Venturi Technology

FEATURES

UP TO 9500 GPM
PUMPING CAPABILITIES

UP TO 3.6" SOLIDS
HANDLING CAPABILITIES

12" ANSI CONNECTIONS


UP TO 176° F FLUID
TEMPERATURE

MAX. HEAD TO 300 FT.

MADE AND ASSEMBLED
IN THE USA AND/OR
CANADA

OPTIONAL ACCESSORIES


WASTECORP IS AN ISO
9001, 14001 CERTIFIED
DRY PRIME PUMP
MANUFACTURER



THE NEW STANDARD FOR DRY PRIME PUMPS MEET TRASH FLOW® TFV-12™ SERIES

Trash Flow Dry Prime pumps are built for emergency bypass and dewatering applications. The unique oil bath technology, ensures that the mechanical seal is always lubricated in its own chamber. This safeguard allows the pump to run dry indefinitely without damage. Trash Flow TFV Series pumps can pass up to 3.6" spherical solids and produce suction lifts to 28 Ft. This enhanced priming system, minimizes effluent discharge into the environment.

PROFESSIONAL DRY PRIME PUMPS - HIGH QUALITY. QUICK DELIVERY.



VENTURI AIR EJECTOR PRIMING SYSTEM

Wastecorp's intelligent priming system, uses a Quincy compressor to rapidly evacuate air from the suction line which is exhausted to atmosphere. Liquid replaces the air, automatically priming the pump within seconds. The result is fast, efficient and environmentally friendly pump system.



CUSTOMIZE YOUR TRASH FLOW DRY PRIME THE WAY YOU NEED IT.

With Wastecorp, you get a host of options to customize your dry prime pump the way you need it. Select from diesel, electric or natural gas motors, sound attenuated enclosures, trailer or skid mount, float regulator systems and much more. Wastecorp's dry prime specification is designed to meet or exceed any equivalent manufacturer.



HUSHER™ SERIES - SOUND ATTENUATED HUT

For pumping in residential areas or where reduced noise is critical, Wastecorp offers the Trash Flow TVP Husher Series. This sound attenuated lockable enclosure reduces noise to 68 dBa @ 7 Meters which complies with most local regulations. A Wastecorp technical support representative can help you select the correct Husher for your application.

3.6" solids handling impeller

Diesel, electric, or natural gas powered engines available

Instrument Panel includes oil pressure gauge , amp, hour and tachometer


Up to 205 gallon fuel tanks available

Simple maintenance

Trailer mounted or skid mounted models available

Also available with Husher silent pumping package for pumping in residential areas.

Manufactured in the United States and/or Canada. Wastecorp is an ISO 9001, 14001 certified dry prime pump manufacturer.



Available Options

- Auto-Start for unattended 24 - hour operation (Lofa 750 Panel)
- Level regulator float system
- Highway Trailer or Skid Mount
- Sound Attenuated Lockable Enclosure (68 dBa @ 7 Meters)
- Diesel engine, electric motor or natural gas drive systems
- **Optional engines and hp available contact factory**

Pump Specifications

Suction connection	12" 150# ANSI B16.5
Discharge connection	12" 150# ANSI B16.5
Max capacity	9500 GPM †
Max solids handling	3.6"
Max casing pressure	150 psi
Max Impeller	17.25"
Max Temperature	176°F*
Max Head	300 ft.
Max operating speed	1800 rpm

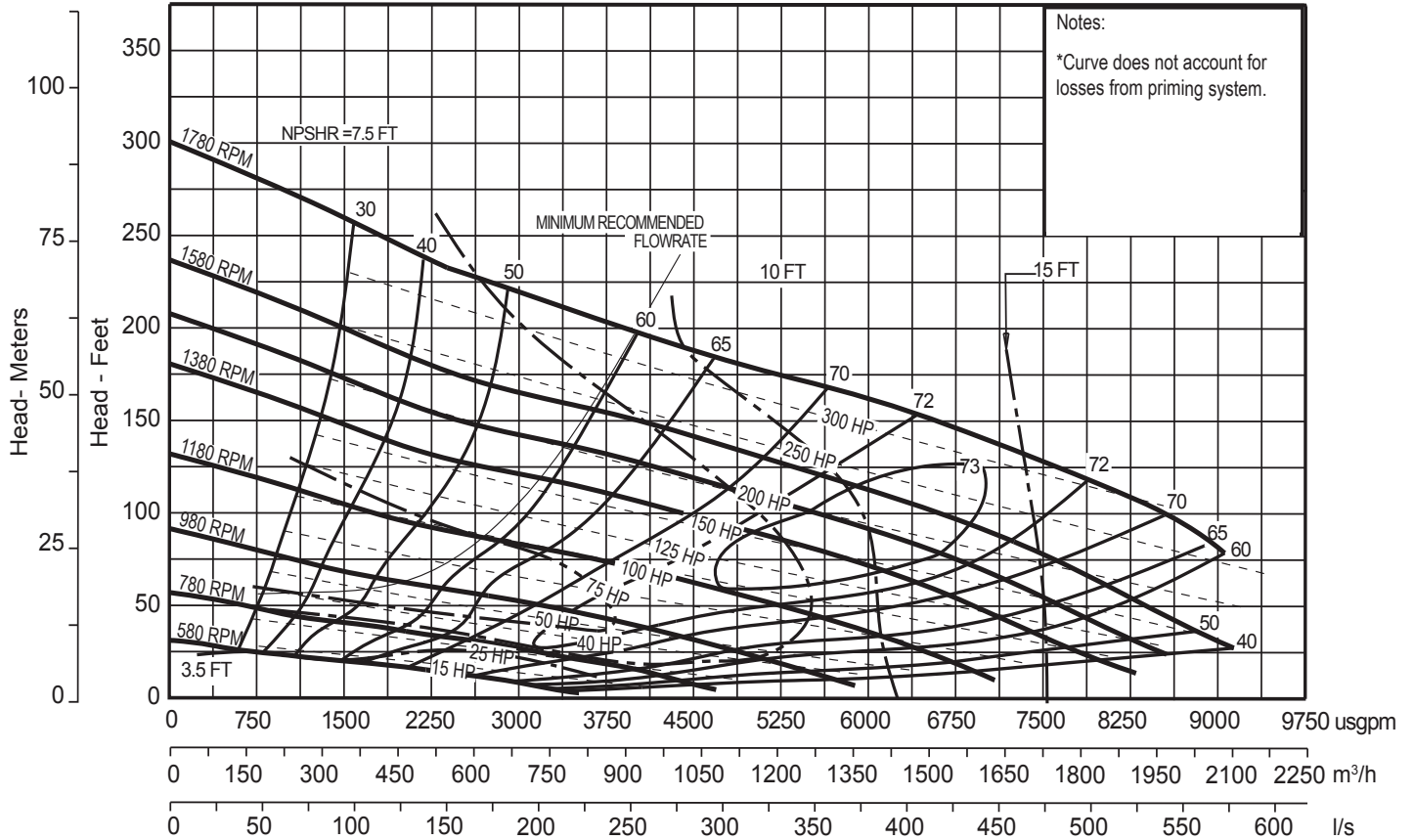
Engine Specifications

Type	6 cylinder JCB 250 HP
Certification	Final Tier 4 Water Cooled or Interim Air Cooled
Fuel Tank	205 gallons
Instrument Panel	Oil pressure gauge , amp, hour and tachometer

Materials of Construction

	Standard	Optional
Impeller	CA6NM SS	CD4MCu
Wear Ring	Ductile Iron	316 SS
Shaft	17-4 PH	
Casing	Ductile Iron	CD4MCu
Bearing Frame	Ductile Iron	CD4MCu
Mechanical Seal	High Pressure liquid oil bath with high abrasion resistant solid carbon faces.	

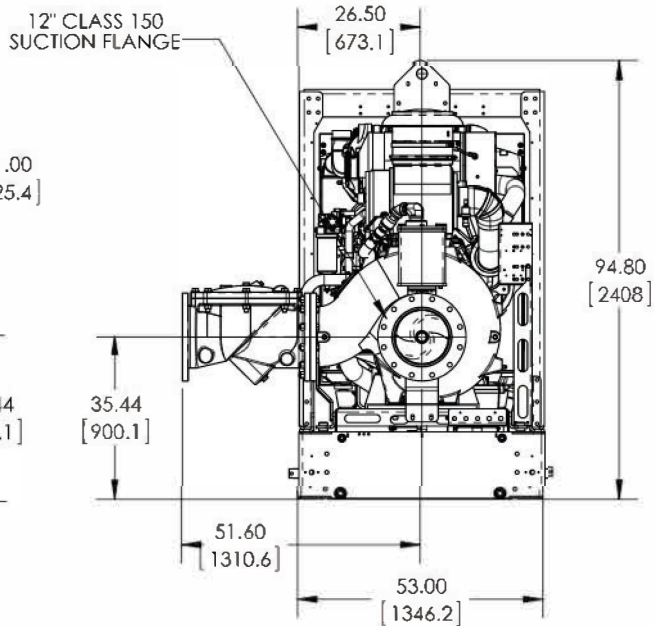
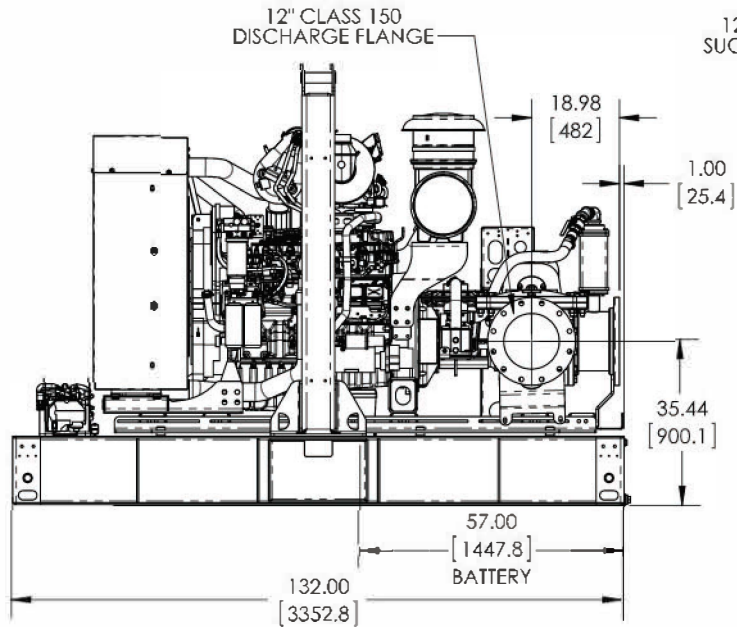
TFV12-M Performance Curve

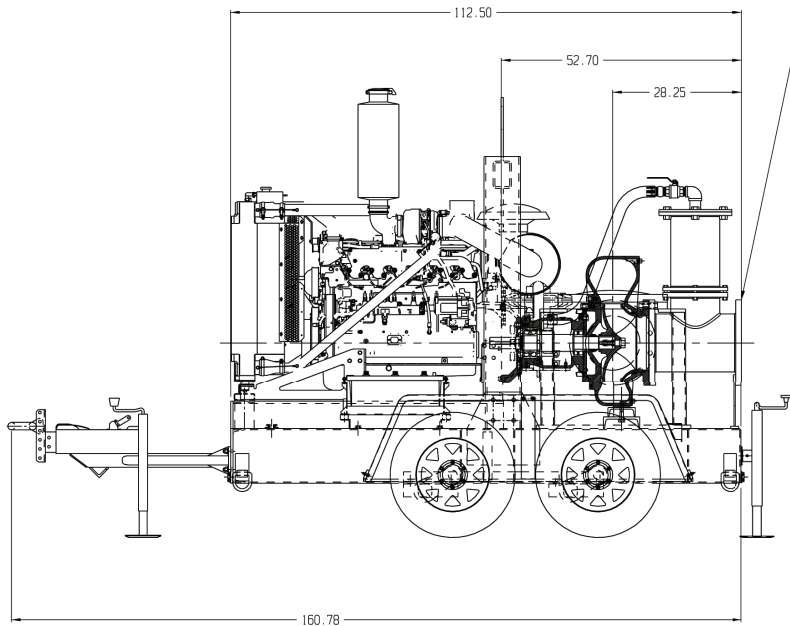


Optional engines and hp available.
Contact factory.

Model	TFV-12M	
Size	12" x 12"	300 mm x 300 mm
Impeller Diameter	17.25"	438 mm
Solids Handling Size	3.75"	95 mm

Specifications and illustrations are subject to revision without notice. Wastecorp makes no representation regarding the completeness or accuracy of this information and is not liable for any consequential, incidental or indirect damages relating to these specifications.





CLASS 150 12" SUCTION FLANGE

CLASS 150 12" DISCHARGE FLANGE

